

Polaroid



PPWC1005

10,000 mAh Power Bank
with Wireless Qi-Enabled Charging

User Manual

Before You Begin...

READ CAREFULLY AND SAVE THIS MANUAL

Caution

- **THIS IS NOT A TOY, please keep away from children**
- Do NOT leave charging overnight
- Do NOT submerge in water
- Do NOT expose to water, fire, high temperatures, or humidity
- Do not open this product or attempt to repair the unit yourself should it not be working
- Do NOT store power bank in an enclosed vehicle or area
- Do not disassemble or attempt to repair
- Do not short circuit the battery with any metal objects
- **Do NOT place any metal object onto the charging pad**
- Magnetic strip cards, including credit cards, phone cards, identification cards and boarding passes may be damaged by the magnetic field if placed on or near this device
- Do not place this device on or near a microwave or similar appliance
- **This device contains a battery, and should NOT be disposed of with regular household waste. Please consult the local authorities on the correct way to dispose of this device**

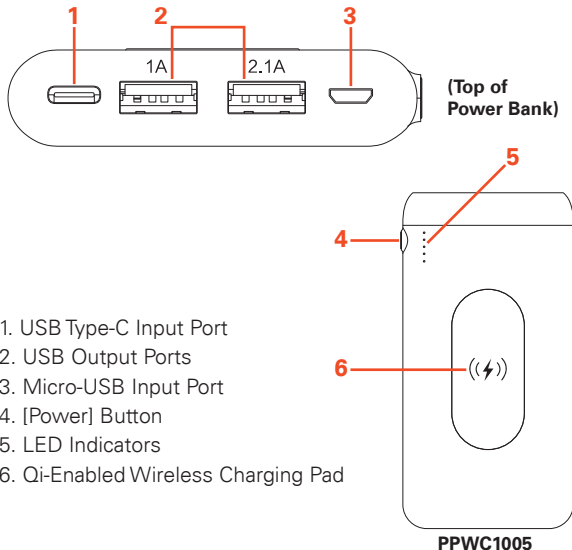
Technical Specs

- Battery: Li-ion battery
- Input: 5V-2A
- Output: 5V-2A
- Wireless Charging Power: 5W
- Capacity: 10,000 mAh

In the Box

- PPWC1005 - **Power Bank** (x1)
- Micro-USB Cable (x1)
- Instruction Manual (x1)

Location of Controls

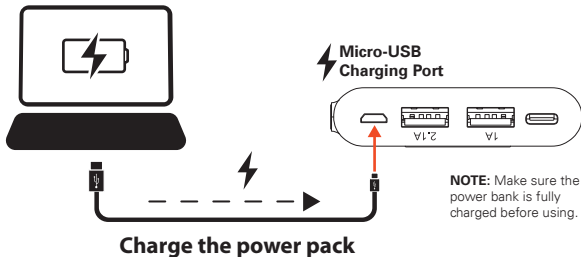


Getting Started

Charging the Power Bank

Insert the small connector of the supplied micro-USB cable into the micro-USB port on the power bank.

Insert the large connector into the USB port on a computer or a **5V USB adapter** (*not included*) and plug into a wall socket.



The power bank can also be charged using its USB Type-C port (cable not included).

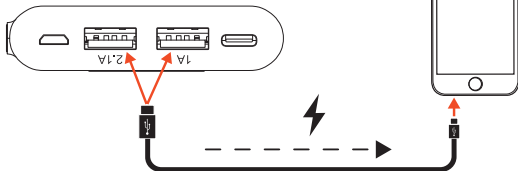
Powering ON/OFF

- Press the [Power] button on the side of the power bank to power ON.
- 2x press the [Power] button to power OFF.
- The bottom 4 LED indicators on the power bank will indicate the current charge level when the power bank is powered ON.

Charging Devices

To charge a micro-USB device, insert the large connector of the supplied micro-USB cable into either of the power output ports on the power bank.

Insert the small connector into the micro-USB charging port on your device.



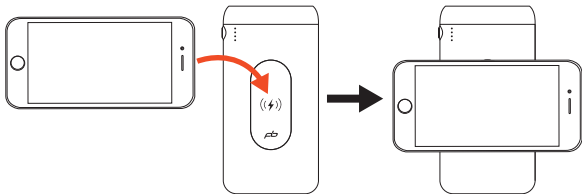
The power bank can power or charge any device that is powered or charged by a USB cable or USB connector. Just plug the USB connector into either of the power bank's USB output ports.

Using the Wireless Charging Pad

Power the power bank ON.

Place your device **face up and sideways** in the center of the wireless charging pad. The top LED indicator on the power bank will light up RED and flash when your device is successfully charging on the wireless charging pad.

If your device does not begin to charge, try repositioning your device on the charging pad. You may need to remove your device's case in order to charge.



Note: Do not place any metal or foreign object on the charging pad.

The charging pad is compatible with Qi-enabled devices ONLY.

To see if your device is compatible, check your device's user manual or see the **Compatibility** section of this user manual.

Compatibility

The PPWC1005 wireless charging pad is compatible Qi-enabled devices, such as:

iPhone 12 Pro Max, iPhone 12 Pro, iPhone 12, iPhone 11 Pro Max, iPhone 11, iPhone XR, iPhone XS Max, iPhone XS, iPhone 8, iPhone 8 Plus, iPhone X, Samsung Galaxy Note 8, Samsung Galaxy S8+, Samsung Galaxy S8, Samsung Note 7, Samsung S7, Samsung S7 Edge, Samsung S6 Edge+, Samsung Note 5, Samsung S6, Samsung S6 Edge, Asus Padfone S, Blackberry Z30, Blackberry Classic, Cat Catphone S50, Dewalt MIL810G, Google Nexus 4/5/6/7, HP Elite X3, HTC 8X, HTC Droid DNA, HTC Thunderbolt, LG Optimus G Pro, LG G4/G3/G6/V30, Kyocera Hydro Elite, Kyocera Urbano L01/L03, Kyocera Torque / Torque G02, Lumia 950XL/950/950 Dual Sim, Motorola Droid Max/Mini/Turbo, Moto 360, M.T.T Master, M.T.T Master 4G, Nokia Lumia 735/830/920/928/930/1520, Saygus V Squared, Sony Xperia Z4V/Z3V, Sony BSP10, Techdy Basic Bear, Vertu Signature Touch, Yotaphone 2

...and more.

Please check your mobile device's user manual or documentation to see if it is compatible with the Qi charging standard. This item is NOT compatible with AirFuel/PMA charging standards.

Compliance Information

FCC Information

This device complies with Part 15 of the FCC Rules.

Caution: Any changes or modifications not expressly approved could void the user's authority to operate the equipment.

Note: This equipment has been tested and found to comply with the limits for a Class B digital device, pursuant to part 15 of the FCC Rules. These limits are designed to provide reasonable protection against harmful interference in a residential installation. This equipment generates, uses and can radiate radio frequency energy and, if not installed and used in accordance with the instructions, may cause harmful interference to radio communications. However, there is no guarantee that interference will not occur in a particular installation. If this equipment does cause harmful interference to radio or television reception, which can be determined by turning the equipment off and on, the user is encouraged to try to correct the interference by one or more of the following measures:

- Reorient or relocate the receiving antenna.
- Increase the separation between the equipment and receiver.
- Connect the equipment into an outlet on a circuit different from that to which the receiver is connected.
- Consult the dealer or an experienced radio/TV technician for help.

This device complies with Part 15 of the FCC Rules. Operation is subject to the following two conditions: (1) This device may not cause harmful interference, and (2) this device must accept any interference received, including interference that may cause undesired operation.

This product complies with the requirements for Part 18 of the FCC Rules. Although this product complies with FCC, it may interfere with other devices. If this product is found to interfere with another device, separate the other device and this product.

Radiation Exposure Information

This device has been evaluated to meet general RF exposure requirements. The device can be used in portable exposure conditions without restriction.

WARNING Li-ion Battery Inside

This product is fitted with a Li-ion battery. Do not damage, open, or dismantle the battery and do not use it in damp and/or corrosive conditions. Use only with compatible chargers. Never dispose of batteries in a fire, and never expose them to high temperatures. Do not expose the product to temperatures exceeding 60°C (140°F).



Rating Label Definitions



Direct current symbol.



This symbol signifies that the product must not be discarded as household waste, and should be delivered to an appropriate collection facility for recycling. Proper disposal and recycling helps protect natural resources, human health and the environment.



This symbol signifies and declares that this equipment complies with battery charging which complies with California CEC and energy efficiency.



This symbol represents FCC Declaration of Conformity and compliance.

Warranty Information

90-Day Limited Warranty

Territory: United States/Canada

LIMITED WARRANTY TO ORIGINAL CONSUMER

This product as supplied and distributed new by an authorized retailer is warranted by Southern Telecom, Inc. to the original consumer purchaser against defects in materials and workmanship ("Warranty") as follows:

To obtain warranty service:

- Visit our customer support portal: www.customersupport123.com
- Select the brand and model of your device
- Select "Service Request" and fill out the form to begin your inquiry
- Exchanges require dated proof of purchase from an authorized retailer

Your product will be repaired or replaced, at our option, for the same or similar model of equal value if examination by the service center determines this product is defective. Products received damaged as a result of shipping will require you to file a claim with the carrier.

Warranty service not provided

This warranty does not cover damage resulting from accident, misuse, abuse, improper installation or operation, lack of reasonable care, unauthorized modification including software modifications such as the installation of custom firmware. This warranty is voided in the event any unauthorized person opens, alters or repairs this product. All products being returned to the authorized service center for repair must be suitably packaged.

NO WARRANTIES, WHETHER EXPRESS OR IMPLIED, INCLUDING, BUT NOT LIMITED TO, ANY IMPLIED WARRANTIES OF MERCHANTABILITY OR FITNESS FOR A PARTICULAR PURPOSE, OTHER THAN THOSE EXPRESSLY DESCRIBED ABOVE SHALL APPLY. DISTRIBUTOR FURTHER DISCLAIMS ALL WARRANTIES AFTER THE EXPRESS WARRANTY PERIOD STATED ABOVE. NO OTHER EXPRESS WARRANTY OR GUARANTEE GIVEN BY ANY PERSON, FIRM OR ENTITY WITH RESPECT TO THE PRODUCT SHALL BE BINDING ON DISTRIBUTOR. REPAIR, REPLACEMENT, OR REFUND OF THE ORIGINAL PURCHASE PRICE - AT DISTRIBUTOR'S SOLE DISCRETION - ARE THE EXCLUSIVE REMEDIES OF THE CONSUMER. IN NO EVENT WILL DISTRIBUTOR OR ITS MANUFACTURERS BE LIABLE FOR ANY INCIDENTAL, DIRECT, INDIRECT, SPECIAL, PUNITIVE OR CONSEQUENTIAL DAMAGES (SUCH AS, BUT NOT LIMITED TO, DAMAGES FOR LOSS OF PROFITS, BUSINESS, SAVINGS, DATA OR RECORDS) CAUSED BY THE USE, MISUSE OR INABILITY TO USE THE PRODUCT. EXCEPT AS STATED HEREIN, NO OTHER WARRANTIES SHALL APPLY. NOTWITHSTANDING THE FOREGOING, CONSUMER'S RECOVERY AGAINST DISTRIBUTOR SHALL NOT EXCEED THE PURCHASE PRICE OF THE PRODUCT SOLD BY DISTRIBUTOR. THIS WARRANTY SHALL NOT EXTEND TO ANYONE OTHER THAN THE ORIGINAL CONSUMER WHO PURCHASED THE PRODUCT AND IS NOT TRANSFERABLE.

Some countries, states or provinces do not allow the exclusion or limitation of incidental or consequential damages or allow limitations on warranties, so limitation or exclusions may not apply to you. This warranty gives you specific legal rights, and you may have other rights that vary from state to state or province to province. Contact your authorized retailer to determine if another warranty applies.

All product names, trademarks, and registered trademarks are property of their respective owners. All company, product, and service names used in this document are for identification purposes only. Use of these names, trademarks, and brands does not imply endorsement.

Printed in China
v1. 08-2021

Polaroid



Have questions? We've got answers.

Visit us at customersupport123.com



Instantly recognizable. Instantly reassuring. The Polaroid Classic Border and Polaroid Color Spectrum logos let you know you've purchased a product that exemplifies the best qualities of our brand and that contribute to our rich heritage of quality and innovation.

©2021. All rights reserved.

Polaroid, Polaroid Color Spectrum and Polaroid Classic Border Logo are trademarks of PLR IP Holdings, LLC, used under license. PLR IP Holdings LLC, does not manufacture this product or provide any manufacturer's warranty or support.