









User Manual

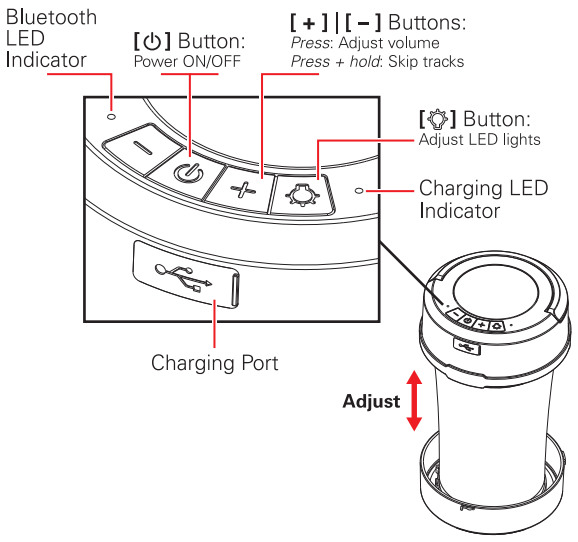
PBT7532

(Fold Inward) — — — — — 

(Back Cover)

(Front Cover)

<h3>Compliance Information</h3> <p>FCC Information This device complies with Part 15 of the FCC Rules.</p> <p>Caution: Any changes or modifications not expressly approved could void the user's authority to operate the equipment.</p> <p>Note: This equipment has been tested and found to comply with the limits for a Class B digital device, pursuant to part 15 of the FCC Rules. These limits are designed to provide reasonable protection against harmful interference in a residential installation. This equipment generates, uses and can radiate radio frequency energy and, if not installed and used in accordance with the instructions, may cause harmful interference to radio communications. However, there is no guarantee that interference will not occur in a particular installation. If this equipment does cause harmful interference to radio or television reception, which can be determined by turning the equipment off and on, the user is encouraged to try to correct the interference by one or more of the following measures:</p> <ul style="list-style-type: none">• Reorient or relocate the receiving antenna.• Increase the separation between the equipment and receiver.• Connect the equipment into an outlet on a circuit different from that to which the receiver is connected.• Consult the dealer or an experienced radio/TV technician for help. <p>This device complies with Part 15 of the FCC Rules. Operation is subject to the following two conditions: (1) This device may not cause harmful interference, and (2) this device must accept any interference received, including interference that may cause undesired operation.</p> <p>Radiation Exposure Information The device has been evaluated to meet general RF exposure requirement. The device can be used in portable exposure condition without restriction.</p> <p>WARNING Li-ion Battery Inside This product is fitted with a Li-ion battery. Do not damage, open, or dismantle the battery and do not use it in damp and/or corrosive conditions. Use only with compatible chargers. Never dispose of batteries in a fire, and never expose them to high temperatures. Do not expose the product to temperatures exceeding 60°C (140°F).</p> <p>Rating Label Definitions</p> <ul style="list-style-type: none"> Direct current symbol. This symbol signifies the product must not be discarded as household waste, and should be delivered to an appropriate collection facility for recycling. Proper disposal and recycling helps protect natural resources, human health and the environment. This symbol signifies and declares that this equipment has battery charging which complies with California CEC and energy efficiency. This symbol signifies that this is a wireless device powered by Bluetooth® technology. The Bluetooth® word mark and logos are registered trademarks owned by the Bluetooth SIG, Inc. and any use of such marks by Southern Telecom is under license.	<h3>Warranty Information</h3> <p>90-Day Limited Warranty Territory: United States/Canada</p> <p>LIMITED WARRANTY TO ORIGINAL CONSUMER This product as supplied and distributed new by an authorized retailer is warranted by Southern Telecom, Inc. to the original consumer purchaser against defects in materials and workmanship ("Warranty") as follows:</p> <p>To obtain warranty service:</p> <ul style="list-style-type: none">• Visit our customer support portal: www.customersupport123.com• Select the brand and model of your device• Select "Service Request" and fill out the form to begin your inquiry• Exchanges require dated proof of purchase from an authorized retailer <p>Your product will be repaired or replaced, at our option, for the same or similar model of equal value if examination by the service center determines this product is defective. Products received damaged as a result of shipping will require you to file a claim with the carrier.</p> <p>Warranty service not provided This warranty does not cover damage resulting from accident, misuse, abuse, improper installation or operation, lack of reasonable care, unauthorized modification including software modifications such as the installation of custom firmware. This warranty is voided in the event any unauthorized person opens, alters or repairs this product. All products being returned to the authorized service center for repair must be suitably packaged.</p> <p>NO WARRANTIES, WHETHER EXPRESS OR IMPLIED, INCLUDING, BUT NOT LIMITED TO, ANY IMPLIED WARRANTIES OF MERCHANTABILITY OR FITNESS FOR A PARTICULAR PURPOSE, OTHER THAN THOSE EXPRESSLY DESCRIBED ABOVE SHALL APPLY. DISTRIBUTOR FURTHER DISCLAIMS ALL WARRANTIES AFTER THE EXPRESS WARRANTY PERIOD STATED ABOVE. NO OTHER EXPRESS WARRANTY OR GUARANTEE GIVEN BY ANY PERSON, FIRM OR ENTITY WITH RESPECT TO THE PRODUCT SHALL BE BINDING ON DISTRIBUTOR, REPAIR, REPLACEMENT OR REFUND OF THE ORIGINAL PURCHASE PRICE - AT DISTRIBUTOR'S SOLE DISCRETION - ARE THE EXCLUSIVE REMEDIES OF THE CONSUMER. IN NO EVENT WILL DISTRIBUTOR OR ITS MANUFACTURERS BE LIABLE FOR ANY INCIDENTAL, DIRECT, INDIRECT, SPECIAL, PUNITIVE OR CONSEQUENTIAL DAMAGES (SUCH AS, BUT NOT LIMITED TO, DAMAGES FOR LOSS OF PROFITS, BUSINESS, SAVINGS, DATA OR RECORDS) CAUSED BY THE USE, MISUSE OR INABILITY TO USE THE PRODUCT, EXCEPT AS STATED HEREIN. NO OTHER WARRANTIES SHALL APPLY. NOTWITHSTANDING THE FOREGOING, CONSUMER'S RECOVERY AGAINST DISTRIBUTOR SHALL NOT EXCEED THE PURCHASE PRICE OF THE PRODUCT SOLD BY DISTRIBUTOR. THIS WARRANTY SHALL NOT EXTEND TO ANYONE OTHER THAN THE ORIGINAL CONSUMER WHO PURCHASED THE PRODUCT AND IS NOT TRANSFERABLE.</p> <p>Some countries, states or provinces do not allow the exclusion or limitation of incidental or consequential damages or allow limitations on warranties, so limitation or exclusions may not apply to you. This warranty gives you specific legal rights, and you may have other rights that vary from state to state or province to province. Contact your authorized retailer to determine if another warranty applies.</p>	<p>PLR IP Holdings, LLC, its licensees and affiliates, fully support all electronic waste initiatives. As responsible stewards of the environment, and to avoid violating established laws, you should properly dispose of this product in compliance with all applicable regulations, directives or other governments in the area where you reside. Please check with local authorities or the retailer where you purchased this product to determine a location where you can appropriately dispose of the product.</p> <p>Polaroid, Polaroid & Pixel, Polaroid Color Spectrum, and Polaroid Classic Border Logo are trademarks of PLR, IP Holdings, LLC, used under license.</p> <p>PLR IP Holdings, LLC does not manufacture this product or provide any manufacturer's warranty or support.</p> <p>www.polaroid.com ©2020 All rights reserved</p> <p>All product names, trademarks, and registered trademarks are property of their respective owners. All company, product, and service names used in this document are for identification purposes only. Use of these names, trademarks, and brands does not imply endorsement.</p> <h1>Polaroid</h1>   <p>Instantly recognizable. Instantly reassuring. The Polaroid Classic Border and Polaroid Color Spectrum logos let you know you've purchased a product that exemplifies the best qualities of our brand and that contribute to our rich heritage of quality and innovation.</p> <p>Made in China v1. 12/2020</p>	<h1>Polaroid</h1> <p>Instruction Manual Portable Lantern Speaker PBT7532</p>  
---	--	--	--

<h3>Before You Begin...</h3> <p>READ CAREFULLY AND SAVE THIS MANUAL FOR FUTURE REFERENCE</p> <p>Customer Support For any questions or problems with your product, please visit our website at SouthernTelecom.com and click on Product Support.</p> <p>Caution To ensure safe and proper use, read all safety information before using the device. Only use with manufacturer-approved batteries, chargers, accessories, and supplies.</p> <ul style="list-style-type: none">• THIS DEVICE IS NOT A TOY. do NOT allow children or pets to use or play with this device.• Do not disassemble, modify, or repair the device.• Do not submerge in water.• Do not expose the unit to extreme temperatures (heat or cold), open flames, humid conditions, or submersion in water. Read the Using the Speaker in Wet Conditions section of this manual before using in wet conditions.• Low power may cause poor Bluetooth® connection or sound distortion.• Do not allow the USB ports, power jack or other inputs of the device to be exposed to dust or water, or come into contact with any conductive materials such as liquids, metallic powders, etc. <p>In the Box</p> <ul style="list-style-type: none">• PBT7532 - Wireless Speaker (x1)• USB Charging Cable (x1)• Instruction Manual (x1)	<h3>Location of Controls</h3>  <p>Bluetooth LED Indicator</p> <p>[⏻] Button: Power ON/OFF</p> <p>[+] [-] Buttons: Press: Adjust volume Press + hold: Skip tracks</p> <p>[🔆] Button: Adjust LED lights</p> <p>Charging LED Indicator</p> <p>Charging Port</p> <p>Adjust</p>	<h3>Getting Started</h3> <h4>Charging the Speaker</h4> <p>Undo the rubber seal covering the charging port, and plug the small connector of the supplied charging cable into the charging port. Plug the large connector into a USB power port or a 5V USB adapter (not included) and plug into a wall outlet.</p> <p>The charging LED indicator will turn RED while charging and turn OFF when fully charged. When done charging, make sure the protective cover is completely sealed.</p> <h4>Powering ON/OFF</h4> <ul style="list-style-type: none">• Press and hold the [⏻] button to power the speaker ON or OFF.• When powered ON, the speaker will automatically enter pairing mode and re-pair to any nearby, previously-paired devices that have Bluetooth enabled. <h4>Using the Lantern Light</h4> <p>Press the [🔆] button on the speaker to turn the lantern light ON and OFF and change light brightness and light mode.</p> <h4>Playing Music</h4> <p>To listen to music on your speaker, you must be paired to a Bluetooth-enabled device. See the Bluetooth Pairing section on the next page for detailed instruction.</p>	<h4>Bluetooth Pairing</h4> <ol style="list-style-type: none">1. Power the speaker ON. A tone will be heard, and the Bluetooth LED indicator will quickly flash BLUE.2. Set your mobile device to search for Bluetooth devices. When it appears, select PBT7532 from the list of found devices.3. Once successfully paired, a tone will be heard and the Bluetooth LED indicator will turn solid BLUE. <h4>Adjusting Volume & Playback</h4> <p>You can adjust volume and playback with your connected device, or with the speaker button functions below.</p> <ul style="list-style-type: none">• Press and hold the [+] and [-] buttons to skip tracks.• Press the [+] and [-] buttons to adjust volume.• Press the [⏻] button to pause and resume playback. <h4>Using the Speaker in Wet Conditions</h4> <p>This speaker has an Ingress Protection rating of IPX4. This means that it is protected against water splashes from all directions. It is NOT protected from submersion in water, such as flooding.</p> <p>Always make sure that the protective rubber seal is completely covering the charging port before using the speaker in wet conditions. Never charge the speaker in wet conditions.</p>
--	--	---	---