




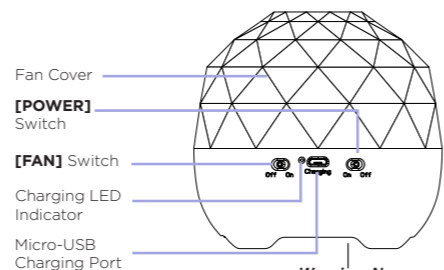
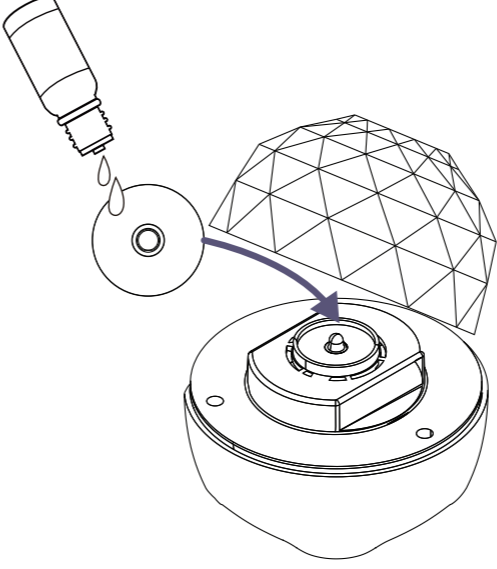


Vie Oli User Guide (Cover)

(Front)

<h3>Legal Information</h3> <p>FCC Information This device complies with Part 15 of the FCC Rules.</p> <p>Caution: Any changes or modifications not expressly approved could void the user's authority to operate the equipment.</p> <p>Note: This equipment has been tested and found to comply with the limits for a Class B digital device, pursuant to part 15 of the FCC Rules. These limits are designed to provide reasonable protection against harmful interference in a residential installation. This equipment generates, uses and can radiate radio frequency energy and, if not installed and used in accordance with the instructions, may cause harmful interference to radio communications. However, there is no guarantee that interference will not occur in a particular installation. If this equipment does cause harmful interference to radio or television reception, which can be determined by turning the equipment off and on, the user is encouraged to try to correct the interference by one or more of the following measures:</p> <ul style="list-style-type: none"> • Reorient or relocate the receiving antenna. • Increase the separation between the equipment and receiver. • Connect the equipment into an outlet on a circuit different from that to which the receiver is connected. • Consult the dealer or an experienced radio/TV technician for help. <p>This device complies with Part 15 of the FCC Rules. Operation is subject to the following two conditions: (1) This device may not cause harmful interference, and (2) this device must accept any interference received, including interference that may cause undesired operation.</p> <p>Radiation Exposure Information This device has been evaluated to meet general RF exposure requirements. The device can be used in portable exposure conditions without restriction.</p> <p>Rating Label Definitions</p> <p> Direct Current</p> <p> This symbol represents FCC Declaration of Conformity and compliance.</p>	<h3>Limited Warranty</h3> <p>90-day Limited Warranty Territory: United States/Canada</p> <p>LIMITED WARRANTY TO ORIGINAL CONSUMER This product (including any accessories included in the original packaging) as supplied and distributed new by an authorized retailer is warranted by Southern Telecom, Inc. to the original consumer purchaser against defects in materials and workmanship ("Warranty") as follows:</p> <p>To obtain warranty service:</p> <ul style="list-style-type: none"> • Visit our website at www.southern telecom.com • Click on Product Support • Select the Brand of your device • Select Service Request and fill out the form to begin your inquiry <p>Your product will be repaired or replaced, at our option, for the same or similar model of equal value if examination by the service center determines this product is defective. Products received damaged as a result of shipping will require you to file a claim with the carrier.</p> <p>Warranty service not provided This warranty does not cover damage resulting from accident, misuse, abuse, improper installation or operation, lack of reasonable care, unauthorized modification including software modifications such as the installation of custom firmware. This warranty is voided in the event any unauthorized person opens, alters or repairs this product. All products being returned to the authorized service center for repair must be suitably packaged.</p> <p>NO WARRANTIES, WHETHER EXPRESS OR IMPLIED, INCLUDING, BUT NOT LIMITED TO, ANY IMPLIED WARRANTIES OF MERCHANTABILITY OR FITNESS FOR A PARTICULAR PURPOSE, OTHER THAN THOSE EXPRESSLY DESCRIBED ABOVE SHALL APPLY. DISTRIBUTOR FURTHER DISCLAIMS ALL WARRANTIES AFTER THE EXPRESS WARRANTY PERIOD STATED ABOVE. NO OTHER EXPRESS WARRANTY OR GUARANTEE GIVEN BY ANY PERSON, FIRM OR ENTITY WITH RESPECT TO THE PRODUCT SHALL BE BINDING ON DISTRIBUTOR. REPAIR, REPLACEMENT, OR REFUND OF THE ORIGINAL PURCHASE PRICE - AT DISTRIBUTOR'S SOLE DISCRETION - ARE THE EXCLUSIVE REMEDIES OF THE CONSUMER. IN NO EVENT WILL DISTRIBUTOR OR ITS MANUFACTURERS BE LIABLE FOR ANY INCIDENTAL, DIRECT, INDIRECT, SPECIAL, PUNITIVE OR CONSEQUENTIAL DAMAGES (SUCH AS, BUT NOT LIMITED TO, DAMAGES FOR LOSS OF PROFITS, BUSINESS, SAVINGS, DATA OR RECORDS) CAUSED BY THE USE, MISUSE OR INABILITY TO USE THE PRODUCT, EXCEPT AS STATED HEREIN. NO OTHER WARRANTIES SHALL APPLY. NOTWITHSTANDING THE FOREGOING, CONSUMER'S RECOVERY AGAINST DISTRIBUTOR SHALL NOT EXCEED THE PURCHASE PRICE OF THE PRODUCT SOLD BY DISTRIBUTOR. THIS WARRANTY SHALL NOT EXTEND TO ANYONE OTHER THAN THE ORIGINAL CONSUMER WHO PURCHASED THE PRODUCT AND IS NOT TRANSFERABLE.</p> <p>Some countries, states or provinces do not allow the exclusion or limitation of incidental or consequential damages or allow limitations on warranties, so limitation or exclusions may not apply to you. This warranty gives you specific legal rights, and you may have other rights that vary from state to state or province to province. Contact your authorized retailer to determine if another warranty applies.</p>	 <p>All product names, trademarks, and registered trademarks are property of their respective owners. All company, product, and service names used in this document are for identification purposes only. Use of these names, trademarks, and brands does not imply endorsement.</p> <p>Printed in China/Designed in the U.S. v1.07/2020</p>	 <h2>PRISM BREEZE Aroma Fan Diffuser</h2>  <h3>Instruction Manual OLIM1095ECO</h3>
--	---	---	---

<h3>Getting Started</h3> <p>READ ALL INSTRUCTIONS CAREFULLY BEFORE USE AND KEEP THIS MANUAL</p> <p>NOT Intended for Medical Use This product is designed as a non-professional device to warm and soothe. It is not intended to be a substitute for medical attention. If your ailments persist or worsen after use, contact your doctor immediately.</p> <p>Please consult your doctor prior to using this product, if:</p> <ul style="list-style-type: none"> • You are pregnant • You have a pacemaker • You have any concerns regarding your health <p>WARNING: Any individual who is pregnant, has a pacemaker, suffers from diabetes, phlebitis, and/or thrombosis, or is at an increased risk of developing blood clots due to recent surgery, should consult their physician before using a massaging device designed for home use.</p> <p>⚠ Important Safety Instructions</p> <ul style="list-style-type: none"> • This product is NOT a toy, keep away from children and pets. • Only use the device according to the instructions in this manual. Never use the device for anything other than its intended purpose. • ONLY use the supplied power adapters. • Never leave the product operating unattended, especially around children. • Never use the product on open skin eruptions, swollen, or inflamed areas. • Do not operate after taking painkillers, sedatives, or alcohol. Consult your doctor before using if you take any of these medications. • This device should not be used by very young or elderly persons, or any person who has difficulty operating the controls, except under strict supervision. • Do not continuously operate for 15 minutes or longer. It is recommended to turn the product off and allow it to rest (cool) for 30 minutes before re-using. This will prolong the life of the product. • Do not open this product or attempt to repair the unit yourself should it not be working. Doing so risks fire, shock or injury. • Unplug the power cable when not in use. • Do not use if device or power cable is damaged. If device or power cable is damaged, it MUST be serviced or replaced by the manufacturer or its service agent before using again. • Do not expose device or power adapters to extreme temperatures (heat or cold), open flames, humid or wet conditions. • Do not submerge in water. Do not use in a location where the device or power cable could fall into liquid. • Do not pull the power cable to disconnect, or use the cable as a handle. 	<h3>Location of Controls</h3> <p>In the Box</p> <ul style="list-style-type: none"> • OLIM1095ECO - Diffuser LED Bluetooth Speaker (x1) • 5 mL Essential Oil (x1) • Scent Pad (x6) • USB Power Cable (x1) • Instruction Manual (x1) <p>Location of Controls</p>  <p>Warning: Never block vent air intake.</p> <p>Questions & Support If you have any questions or problems concerning this product, please visit our website at SouthernTelecom.com and click on Product Support.</p>	<h3>Getting Started</h3> <p>Setting Up Remove the cover from the top of the diffuser. Place a few drops of essential oil onto one of the included scent pads. Place the scent pad on the platform inside of the diffuser.</p> 	<p>Charging the Speaker To power the speaker, attach the small connector of the supplied micro-USB charging cable to the micro-USB charging port on the speaker. Attach the large connector to the USB port on a computer, a USB charging device, or a 5V (minimum 1A) USB adapter (not included) and plug into a wall socket.</p> <p>The Charging LED Indicator will turn RED when charging and turn OFF when fully charged.</p> <p>Powering ON/OFF</p> <ul style="list-style-type: none"> • Slide the [POWER] switch to the ON position to power the speaker ON. • Slide the [POWER] switch to the OFF position to power the speaker OFF. <p>Pairing the Speaker</p> <ol style="list-style-type: none"> 1. Turn the speaker ON by moving the [POWER] Switch to the ON position. A tone will be heard. 2. Set your smart device to search for Bluetooth devices. When it appears, select OLIM1095ECO from the list of found devices. (If your device prompts for a password, enter the password "0000"). 3. Once successfully paired, a tone will be heard. <p>Using the Fan Diffuser & Lights</p> <ul style="list-style-type: none"> • Slide the [FAN] switch to "ON" position. • The LED light will light up and cycle through different colors automatically. • The fan will also turn ON and disperse aroma. • Slide the [FAN] switch to "OFF" position to turn off the light and fan. <p>Storing the Diffuser When not using the diffuser for a long period of time, it is recommended to remove the scent pad and dry the surrounding area with a tissue. The diffuser is best stored in an airtight box or bag (not included) away from heat, sunshine and moisture.</p>
---	---	--	--

(Back)