

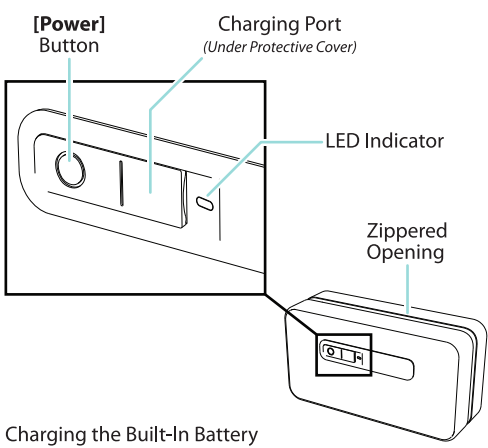
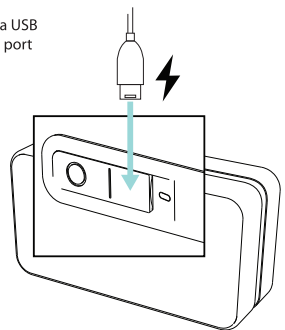
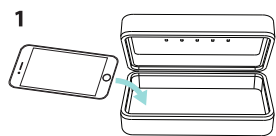
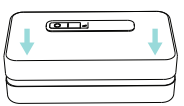


Vie Oli User Guide

(Front)

<h3>Legal Information</h3> <p>FCC Information This device complies with Part 15 of the FCC Rules.</p> <p>Caution: Any changes or modifications not expressly approved could void the user's authority to operate the equipment.</p> <p>Note: This equipment has been tested and found to comply with the limits for a Class B digital device, pursuant to part 15 of the FCC Rules. These limits are designed to provide reasonable protection against harmful interference in a residential installation. This equipment generates, uses and can radiate radio frequency energy and, if not installed and used in accordance with the instructions, may cause harmful interference to radio communications. However, there is no guarantee that interference will not occur in a particular installation. If this equipment does cause harmful interference to radio or television reception, which can be determined by turning the equipment off and on, the user is encouraged to try to correct the interference by one or more of the following measures:</p> <ul style="list-style-type: none"> • Reorient or relocate the receiving antenna. • Increase the separation between the equipment and receiver. • Connect the equipment into an outlet on a circuit different from that to which the receiver is connected. • Consult the dealer or an experienced radio/TV technician for help. <p>This device complies with Part 15 of the FCC Rules. Operation is subject to the following two conditions: (1) This device may not cause harmful interference, and (2) this device must accept any interference received, including interference that may cause undesired operation.</p> <p>WARNING Li-ion Battery Inside This product is fitted with a Li-ion battery. Do not damage, open, or dismantle the battery and do not use it in damp and/or corrosive conditions. Use only with compatible chargers. Never dispose of batteries in a fire, and never expose them to high temperatures. Do not expose the product to temperatures exceeding 60°C (140°F).</p> <p>Radiation Exposure Information This device has been evaluated to meet general RF exposure requirements. The device can be used in portable exposure conditions without restriction.</p> <p>Rating Label Definitions</p> <ul style="list-style-type: none"> — Direct current symbol. This symbol signifies the product must not be discarded as household waste, and should be delivered to an appropriate collection facility for recycling. Proper disposal and recycling helps protect natural resources, human health and the environment. This symbol signifies and declares that this equipment has battery charging which complies with California CEC and energy efficiency. This symbol represents FCC Declaration of Conformity and compliance. 	<h3>Limited Warranty</h3> <p>90-day Limited Warranty Territory: United States/Canada</p> <p>LIMITED WARRANTY TO ORIGINAL CONSUMER This product (including any accessories included in the original packaging) as supplied and distributed new by an authorized retailer is warranted by Southern Telecom, Inc. to the original consumer purchaser against defects in materials and workmanship ("Warranty") as follows:</p> <p>To obtain warranty service:</p> <ul style="list-style-type: none"> • Visit our website at www.southerntelecom.com • Click on Product Support • Select the Brand of your device • Select Service Request and fill out the form to begin your inquiry <p>Your product will be repaired or replaced, at our option, for the same or similar model of equal value if examination by the service center determines this product is defective. Products received damaged as a result of shipping will require you to file a claim with the carrier.</p> <p>Warranty service not provided This warranty does not cover damage resulting from accident, misuse, abuse, improper installation or operation, lack of reasonable care, unauthorized modification including software modifications such as the installation of custom firmware. This warranty is voided in the event any unauthorized person opens, alters or repairs this product. All products being returned to the authorized service center for repair must be suitably packaged.</p> <p>NO WARRANTIES, WHETHER EXPRESS OR IMPLIED, INCLUDING, BUT NOT LIMITED TO, ANY IMPLIED WARRANTIES OF MERCHANTABILITY OR FITNESS FOR A PARTICULAR PURPOSE, OTHER THAN THOSE EXPRESSLY DESCRIBED ABOVE SHALL APPLY. DISTRIBUTOR FURTHER DISCLAIMS ALL WARRANTIES AFTER THE EXPRESS WARRANTY PERIOD STATED ABOVE. NO OTHER EXPRESS WARRANTY OR GUARANTY GIVEN BY ANY PERSON, FIRM OR ENTITY WITH RESPECT TO THE PRODUCT SHALL BE BINDING ON DISTRIBUTOR, REPAIR, REPLACEMENT, OR REFUND OF THE ORIGINAL PURCHASE PRICE - AT DISTRIBUTOR'S SOLE DISCRETION - ARE THE EXCLUSIVE REMEDIES OF THE CONSUMER. IN NO EVENT WILL DISTRIBUTOR OR ITS MANUFACTURERS BE LIABLE FOR ANY INCIDENTAL, DIRECT, INDIRECT, SPECIAL, PUNITIVE OR CONSEQUENTIAL DAMAGES (SUCH AS, BUT NOT LIMITED TO, DAMAGES FOR LOSS OF PROFITS, BUSINESS, SAVINGS, DATA OR RECORDS) CAUSED BY THE USE, ABUSE OR INABILITY TO USE THE PRODUCT, EXCEPT AS STATED HEREIN. NO OTHER WARRANTIES SHALL APPLY. NOTWITHSTANDING THE FOREGOING, CONSUMER'S RECOVERY AGAINST DISTRIBUTOR SHALL NOT EXCEED THE PURCHASE PRICE OF THE PRODUCT SOLD BY DISTRIBUTOR. THIS WARRANTY SHALL NOT EXTEND TO ANYONE OTHER THAN THE ORIGINAL CONSUMER WHO PURCHASED THE PRODUCT AND IS NOT TRANSFERABLE.</p> <p>Some countries, states or provinces do not allow the exclusion or limitation of incidental or consequential damages or allow limitations on warranties, so limitation or exclusions may not apply to you. This warranty gives you specific legal rights, and you may have other rights that vary from state to state or province to province. Contact your authorized retailer to determine if another warranty applies.</p> <p>All product names, trademarks, and registered trademarks are property of their respective owners. All company, product, and service names used in this document are for identification purposes only. Use of these names, trademarks, and brands does not imply endorsement.</p> <p>Printed in China/Designed in the U.S. v1.07/2020</p>	 <h2>UV-C Portable Sanitizer</h2> <h3>Collapsible Travel Bag</h3>  <h3>Instruction Manual</h3> <p>OLID1091</p>
--	--	---

<h3>Getting Started</h3> <p>READ ALL INSTRUCTIONS CAREFULLY BEFORE USE AND KEEP THIS MANUAL</p> <p>Questions & Support If you have any questions or problems concerning this product, please visit our website at SouthernTelecom.com and click on Product Support.</p> <p>In the Box</p> <ul style="list-style-type: none"> • OLID1091 - UV-C Sanitizer (x1) • USB Charging Cable (x1) • User Manual (x1) <p>⚠ Important Safety Instructions</p> <ul style="list-style-type: none"> • This product is NOT a toy, keep away from children and pets. • Only use the device according to the instructions in this manual. Never use the device for anything other than its intended purpose. • This device is NOT a substitute for proper medical equipment or attention. • ONLY use the supplied power cable. • Do not open this product or attempt to repair the unit yourself should it not be working. Doing so risks fire, shock or injury. • The device contains an safety feature that powers it off automatically when the cover is opened. Do NOT disable this safety feature. Never allow UV-C light to shine in eyes or on skin. • When not in use, the device should be stored in a dry, cool location, away from sources of water or heat. • It is recommended that the device be covered to protect it from exposure to dust if it will not be in use for a long period of time. • Do not expose device or power cable to extreme temperatures (heat or cold), open flames, humid or wet conditions. • Do not submerge in water. Do not use in a location where the device or power cable could fall into liquid. • Unplug the power cable when not in use. • Do not pull the power cable to disconnect, or use the cable as a handle. • Do not use if device or power cable is damaged. If device or power cable is damaged, it MUST be serviced or replaced by the manufacturer or its service agent before using again. • The device contains a built-in battery and should not be disposed of with regular household waste. Please consult the local authorities on the correct way to dispose of this device. 	<h3>Location of Controls</h3>  <p>Charging the Built-In Battery Undo the protective cover, and plug the small connector of the included USB charging cable into the charging port on the front of the sanitizing bag.</p> <p>Plug the large connector into a USB power source such as the USB port on a computer, or a 5V/0.4A USB adapter (not included) and plug into a wall outlet.</p> <p>The LED indicator will turn RED while the bag is charging, and turn OFF when the bag is fully charged.</p> 	<h3>Setting Up</h3> <p>Charge the battery fully before using. Unzip the bag, and open the lid. Place the device you would like to clean inside of the sanitizer. Close the lid, and zip closed completely.</p> <ol style="list-style-type: none">   <p>...and zip!</p> <h3>Using the UV Sanitizing Bag</h3> <p>The UV sanitizer has two sanitization modes: Fast Sanitize mode and Deep Sanitize mode.</p> <ul style="list-style-type: none"> • Press the [Power] button once (1x) to Fast Sanitize • Press the [Power] button twice (2x) to Deep Sanitize. • When Fast Sanitize mode is activated, the LED indicator on the lid of the sanitizer will turn BLUE, and the sanitizer will sterilize for the next 5 minutes. When it is finished, the LED indicator will flash BLUE 3 times then will turn off. • When Deep Sanitize mode is activated, the LED indicator on the lid of the sanitizer will turn GREEN, and the sanitizer will sterilize for the next 10 minutes. When it is finished, the LED indicator will flash GREEN 3 times then will turn off. • Once the UV sanitizer is completely finished sanitizing, open the lid, flip your device over, and repeat the sanitization again for other side of your device. Alternately, if you would like to more deeply sanitize, you can run it again. <p>Caution: This device is designed to limit human & animal exposure to UV-C light, as it is harmful to skin and eyes. This device is equipped with a safety feature that automatically shuts the UV-C light OFF when the bag is not completely zipped. Never defeat this feature or expose skin or eyes to UV-C lights.</p>
---	--	---

(Back)