

vie
oli

ULTRASONIC DIFFUSER
PICTURE FRAME
with SOFT LED LIGHTS



User Guide
OLID1078

Before You Begin...

In the Box

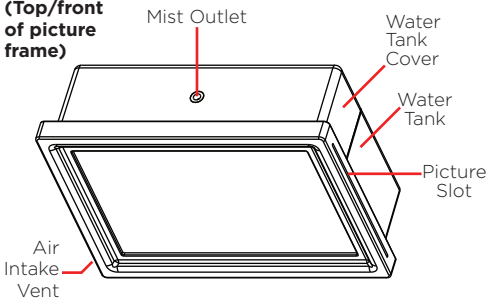
- OLID1078 - **Ultrasonic Diffuser** (x1)
- USB Power Cable (x1)
- 5 mL Essential Oil (x1)
- Instruction Manual (x1)

Before You Begin...

- **NOT INTENDED FOR MEDICAL USE**
- This device is not intended to be a substitute for medical attention.
- Do not expose the unit to extreme temperatures (heat or cold), open flames, humid conditions, or wet conditions.
- Do not submerge in water.
- Do not open this product or attempt to repair the unit yourself should it not be working.
- The amount and intensity of aroma produced will vary. Factors that affect production of aroma can include water type, humidity, temperature, air current, and/or type or brand of essential oil used.
- It may take up to a half hour before you can smell the essential oil.
- Aroma Operation Time: Up to 8 hours
- Water Tank Capacity: 65 mL
- The suggested room size for this device is ~150 ft² (this may vary greatly by environment, type of essential oil used, etc.).
- Only 100% natural essential oil should be used with this product. Oil containing chemical fragrance, spice, or other impurities may cause malfunctions.
- ONLY use the supplied power cable. If using a USB adapter, it MUST be a 5V/1A USB adapter (*not included*).
- When not in use, the diffuser should be stored in a dry, cool location, away from sources of water or heat.
- It is recommended that the diffuser be covered to protect it from exposure to dust if it will not be in use for a long period of time.

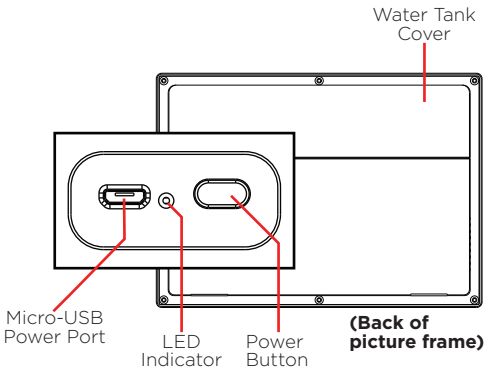
Location of Controls

**(Top/front
of picture
frame)**



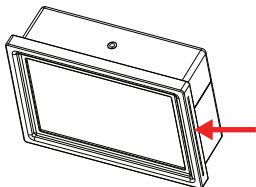
**Warning: Do not
block air intake vent.**

Water Tank Cover



Getting Started

Installing a Photo



Slide the desired photo into the picture slot on the side of the picture frame.

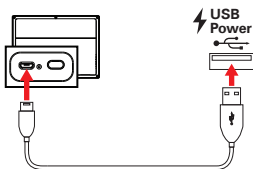
You may need to trim the photo so that it fits.

Diffuser Setup

1. Insert the smaller connector of the supplied USB power cable into the micro-USB power port on the back.

Plug the other connector into a 5V/1A USB power source, such as a 5V/1A USB wall adapter (*not included*).

The LED indicator will light up RED when the diffuser is connected to power.



2. Remove the cover of the water tank, and fill the tank with room temperature water until the MAX level line is reached.



3. Add 2 - 3 drops (-0.1 - 0.15 mL) of essential oil.

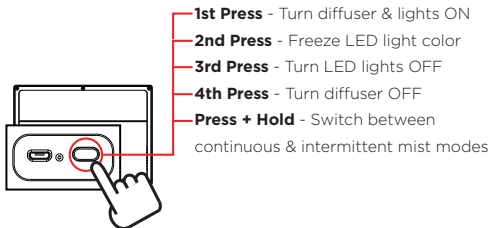
CAUTION: Using more than the recommended amount of oil may cause the diffuser to get clogged and not operate properly.

4. Replace the water tank cover and place on a flat, sturdy surface.

Using the Diffuser

- Press the Power button to turn the diffuser on. The LED light will turn on and fade through colors.
- Press a 2nd time to freeze the current LED light color.
- Press a 3rd time to turn the LED light OFF.
- Press a 4th time to turn the diffuser OFF.
- Press + hold the Power button to switch between Continuous & Intermittent Mist Modes. In Continuous Mist Mode, the diffuser will mist every 30 seconds.

Note: If there is no water in the tank, the diffuser will automatically shut off.



Cleaning the Diffuser

When you are finished using the diffuser, unplug the cable, and drain any water remaining in the tank.

Gently wipe the inside of the tank with a clean cloth or rag to remove any leftover oil. Do NOT use any soaps or detergents to clean the water tank.

Carefully clean the nozzle over the ultrasonic pad with a brush or cotton swab.



Do not use any soap, detergent, or bleach to clean

Precautions & Warnings

1. Do not fill over MAX level line.
2. Do not turn the aroma function on when the tank is empty.
3. Do not touch the inside base of the tank.
4. Clean regularly per the instructions in this user manual to avoid malfunctions.
5. Always unplug from power source before maintenance.
6. Always pour any remaining oil out of the tank and wipe with a clean, dry cloth.
7. Essential oils can stain. In the event of a spill or leakage, please wipe away any water or oil with a soft cloth.
8. Do not let aroma blow directly onto furniture, clothing, art, or any valuable objects.
9. Keep away from direct sunlight, heat sources, air conditioners, and fans.
10. Always keep on a stable, flat surface. Do NOT place on a carpet, bed, cushion or other non-flat, non-stable surface.
11. Keep away from electronic equipment.
12. Do not tip the product as it may cause water to enter the mechanism and cause malfunction.
13. Do not use for more than 6 hours at a time.
14. Never move the product while in use.
15. Do not touch any part of the product with wet hands.
16. Keep out of reach of children and pets. Children should not be left unsupervised near this product. This unit is not to be used by children or any person(s) with reduced physical, sensory, or mental capabilities, or lack of experience and knowledge, unless they have been given express supervision and instruction.
17. Keep the power cable clear of pathways, and do not forcefully pull or remove from the unit.
18. If smoke or burning smell is detected, immediately unplug the unit.

Compliance Information

READ CAREFULLY AND KEEP THIS MANUAL

FCC Information

This device complies with Part 15 of the FCC Rules.

Caution: Any changes or modifications not expressly approved could void the user's authority to operate the equipment.

Note: This equipment has been tested and found to comply with the limits for a Class B digital device, pursuant to part 15 of the FCC Rules. These limits are designed to provide reasonable protection against harmful interference in a residential installation. This equipment generates, uses and can radiate radio frequency energy and, if not installed and used in accordance with the instructions, may cause harmful interference to radio communications. However, there is no guarantee that interference will not occur in a particular installation. If this equipment does cause harmful interference to radio or television reception, which can be determined by turning the equipment off and on, the user is encouraged to try to correct the interference by one or more of the following measures:

- Reorient or relocate the receiving antenna.
- Increase the separation between the equipment and receiver.
- Connect the equipment into an outlet on a circuit different from that to which the receiver is connected.
- Consult the dealer or an experienced radio/TV technician for help.

This device complies with Part 15 of the FCC Rules. Operation is subject to the following two conditions: (1) This device may not cause harmful interference, and (2) this device must accept any interference received, including interference that may cause undesired operation.

This product complies with the requirements for Part 18 of the FCC Rules. Although this product complies with FCC, it may interfere with other devices. If this product is found to interfere with another device, separate the other device and this product.

Radiation Exposure Information

This device has been evaluated to meet general RF exposure requirements. The device can be used in portable exposure conditions without restriction.

Rating Label Definitions



Direct Current



This symbol represents FCC Declaration of Conformity and compliance.

Warranty Information

90-Day Limited Warranty

Territory: United States/Canada

LIMITED WARRANTY TO ORIGINAL CONSUMER

This product as supplied and distributed new by an authorized retailer is warranted by Southern Telecom, Inc. to the original consumer purchaser against defects in materials and workmanship ("Warranty") as follows:

To obtain warranty service:

- Visit our customer support portal: www.customersupport123.com
- Select the brand and model of your device
- Select "Service Request" and fill out the form to begin your inquiry
- Exchanges require dated proof of purchase from an authorized retailer

Your product will be repaired or replaced, at our option, for the same or similar model of equal value if examination by the service center determines this product is defective. Products received damaged as a result of shipping will require you to file a claim with the carrier.

Warranty service not provided

This warranty does not cover damage resulting from accident, misuse, abuse, improper installation or operation, lack of reasonable care, unauthorized modification including software modifications such as the installation of custom firmware. This warranty is voided in the event any unauthorized person opens, alters or repairs this product. All products being returned to the authorized service center for repair must be suitably packaged.

NO WARRANTIES, WHETHER EXPRESS OR IMPLIED, INCLUDING, BUT NOT LIMITED TO, ANY IMPLIED WARRANTIES OF MERCHANTABILITY OR FITNESS FOR A PARTICULAR PURPOSE, OTHER THAN THOSE EXPRESSLY DESCRIBED ABOVE SHALL APPLY. DISTRIBUTOR FURTHER DISCLAIMS ALL WARRANTIES AFTER THE EXPRESS WARRANTY PERIOD STATED ABOVE. NO OTHER EXPRESS WARRANTY OR GUARANTY GIVEN BY ANY PERSON, FIRM OR ENTITY WITH RESPECT TO THE PRODUCT SHALL BE BINDING ON DISTRIBUTOR. REPAIR, REPLACEMENT, OR REFUND OF THE ORIGINAL PURCHASE PRICE - AT DISTRIBUTOR'S SOLE DISCRETION - ARE THE EXCLUSIVE REMEDIES OF THE CONSUMER. IN NO EVENT WILL DISTRIBUTOR OR ITS MANUFACTURERS BE LIABLE FOR ANY INCIDENTAL, DIRECT, INDIRECT, SPECIAL, PUNITIVE OR CONSEQUENTIAL DAMAGES (SUCH AS, BUT NOT LIMITED TO, DAMAGES FOR LOSS OF PROFITS, BUSINESS, SAVINGS, DATA OR RECORDS) CAUSED BY THE USE, MISUSE OR INABILITY TO USE THE PRODUCT. EXCEPT AS STATED HEREIN, NO OTHER WARRANTIES SHALL APPLY. NOTWITHSTANDING THE FOREGOING, CONSUMER'S RECOVERY AGAINST DISTRIBUTOR SHALL NOT EXCEED THE PURCHASE PRICE OF THE PRODUCT SOLD BY DISTRIBUTOR. THIS WARRANTY SHALL NOT EXTEND TO ANYONE OTHER THAN THE ORIGINAL CONSUMER WHO PURCHASED THE PRODUCT AND IS NOT TRANSFERABLE.

Some countries, states or provinces do not allow the exclusion or limitation of incidental or consequential damages or allow limitations on warranties, so limitation or exclusions may not apply to you. This warranty gives you specific legal rights, and you may have other rights that vary from state to state or province to province. Contact your authorized retailer to determine if another warranty applies.

All product names, trademarks, and registered trademarks are property of their respective owners. All company, product, and service names used in this document are for identification purposes only. Use of these names, trademarks, and brands does not imply endorsement.