



Portable Humidifier Stick with Two Diffusion Modes



User Guide
OLID1079

Before You Begin

Questions & Support

If you have any questions or problems concerning this product, please visit our website at customersupport123.com and click on the **Brand** of your item.

Warnings and Information

READ CAREFULLY AND KEEP THIS MANUAL

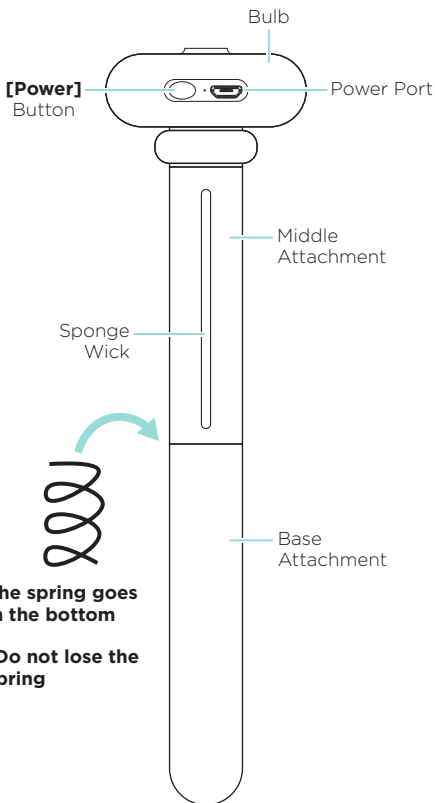
• NOT INTENDED FOR MEDICAL USE

- This device is not intended to be a substitute for medical attention.
- Do not expose the unit to extreme temperatures (heat or cold), open flames, or humid conditions.
- If smoke or burning smell is detected, immediately unplug the unit.
- Always unplug the power cable before maintenance.
- Keep power cable clear of pathways, do not forcefully pull or remove from the unit.
- Always keep the water container on a stable, flat surface. DO NOT place on a carpet, bed cushion or other non-flat, non-stable surface.
- Keep away from electronic equipment.
- Never move the product while powered on.
- **Do not submerge the bulb of the humidifier stick in water.**
- Keep out of reach of children and pets. Children should not be left unsupervised near this product. This unit is not to be used by children or any person(s) with reduced physical, sensory, or mental capabilities, or lack of experience and knowledge unless they have been given express supervision and instruction.
- The suggested room size for this device is ~107 ft² (this may vary greatly by environment, ceiling height, etc.).
- Only use the supplied power cable. If using a USB adapter, it **MUST** be a **5 V, 500 mA (minimum Amperage) USB adapter (not included)**.
- When not in use, the humidifier should be stored in a dry, cool location, away from sources of water or heat.
- It is recommended that the humidifier be covered to protect it from exposure to dust if it will not be in use for a long period of time.
- **Do not add essential oil into the humidifying water. The oil will damage the product.**
- **Do not allow the USB port or the connectors of the supplied USB cable to be exposed to dust, or water, or come into contact with any conductive materials such as liquids, metallic**

In the Box:

- OLID1079 - **Humidifier Stick** (x1)
- USB Power Cable (x1)
- Long Sponge Wick (x1)
- Short Sponge Wick (x1)
- Spring (x1)
- User Manual (x1)

Location of Controls

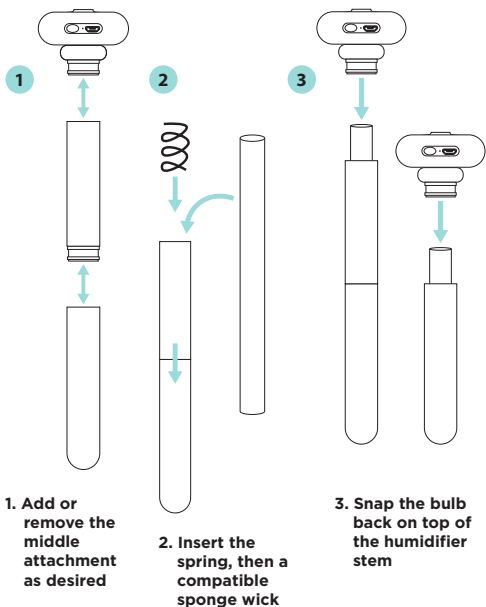


Getting Started

Setup

The length of the humidifier stick can be adjusted by adding or removing the middle attachment, so that it may be used with either a short or long sponge wick.

To set up, pull the 3 parts of the humidifier stick apart. Add or remove the middle attachment as desired, and place a sponge wick inside. Snap the humidifier bulb back on top of the humidifier stick.



Setup (cont'd)

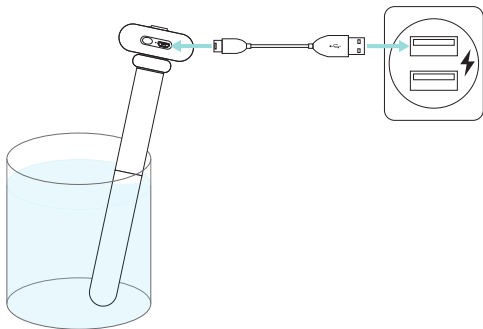
Note: For best results, wet the entire sponge wick before using.

Place the humidifier stick in a container of water. The water level should be above the bottom of the humidifier stick, but below the humidifier bulb.

Use only clean water. **Do not use essential oils, as they can block humidification or damage the humidifier.**

⚠ Warning: Do not allow charging cable, port or any power adapter (not included) to come into contact with water.

Plug the small connector of the included USB power cable into the power port on the humidifier bulb. Plug the large connector into a USB power port or into a compatible **5V USB adapter** (not included) and plug into a wall socket.



**Instructions continued
on the next page.**

Using the Humidifier Stick

1. Set up the humidifier & connect to power.
2. Press the **[Power]** button on the bulb to power it ON in Continuous Mist Mode. The LED indicator will **light up BLUE**.
3. Press the **[Power]** button again to enter Intermittent Mist Mode.
4. Press the **[Power]** button a 3rd time to power OFF.

Note: The humidifier will automatically power OFF after 4 hours in Continuous Mist Mode, or 6 hours in Intermittent Mist Mode.

Warning: To avoid damage to the unit, make sure the water is above the bottom of the humidifier stick.

Cleaning and Maintenance

When you are finished using the humidifier, unplug and store the cable. Remove the humidifier from water, and allow the sponge wick to dry.

Replace the sponge wick every 3 months or when it changes color.

Legal Information

READ CAREFULLY AND KEEP THIS MANUAL

FCC Information

This device complies with Part 18 of the FCC Rules.

Caution: Any changes or modifications not expressly approved could void the user's authority to operate the equipment.

Note: This equipment has been tested and found to comply with the limits for a Class B digital device, pursuant to part 15 of the FCC Rules. These limits are designed to provide reasonable protection against harmful interference in a residential installation. This equipment generates, uses and can radiate radio frequency energy and, if not installed and used in accordance with the instructions, may cause harmful interference to radio communications. However, there is no guarantee that interference will not occur in a particular installation. If this equipment does cause harmful interference to radio or television reception, which can be determined by turning the equipment off and on, the user is encouraged to try to correct the interference by one or more of the following measures:

- Reorient or relocate the receiving antenna.
- Increase the separation between the equipment and receiver.
- Connect the equipment into an outlet on a circuit different from that to which the receiver is connected.
- Consult the dealer or an experienced radio/TV technician for help.

This device complies with Part 15 of the FCC Rules. Operation is subject to the following two conditions: (1) This device may not cause harmful interference, and (2) this device must accept any interference received, including interference that may cause undesired operation.

This product complies with the requirements for Part 18 of the FCC Rules. Although this product complies with FCC, it may interfere with other devices. If this product is found to interfere with another device, separate the other device and this product.

Radiation Exposure Information

This device has been evaluated to meet general RF exposure requirements. The device can be used in portable exposure conditions without restriction.

Rating Label Definitions



Direct current symbol



This symbol represents FCC Declaration of Conformity and compliance.

Warranty Information

90-Day Limited Warranty

Territory: United States/Canada

LIMITED WARRANTY TO ORIGINAL CONSUMER

This product as supplied and distributed new by an authorized retailer is warranted by Southern Telecom, Inc. to the original consumer purchaser against defects in materials and workmanship ("Warranty") as follows:

To obtain warranty service:

- Visit our customer support portal: www.customersupport123.com
- Select the brand and model of your device
- Select "Service Request" and fill out the form to begin your inquiry
- Exchanges require dated proof of purchase from an authorized retailer

Your product will be repaired or replaced, at our option, for the same or similar model of equal value if examination by the service center determines this product is defective. Products received damaged as a result of shipping will require you to file a claim with the carrier.

Warranty service not provided

This warranty does not cover damage resulting from accident, misuse, abuse, improper installation or operation, lack of reasonable care, unauthorized modification including software modifications such as the installation of custom firmware. This warranty is voided in the event any unauthorized person opens, alters or repairs this product. All products being returned to the authorized service center for repair must be suitably packaged.

NO WARRANTIES, WHETHER EXPRESS OR IMPLIED, INCLUDING, BUT NOT LIMITED TO, ANY IMPLIED WARRANTIES OF MERCHANTABILITY OR FITNESS FOR A PARTICULAR PURPOSE, OTHER THAN THOSE EXPRESSLY DESCRIBED ABOVE SHALL APPLY. DISTRIBUTOR FURTHER DISCLAIMS ALL WARRANTIES AFTER THE EXPRESS WARRANTY PERIOD STATED ABOVE. NO OTHER EXPRESS WARRANTY OR GUARANTY GIVEN BY ANY PERSON, FIRM OR ENTITY WITH RESPECT TO THE PRODUCT SHALL BE BINDING ON DISTRIBUTOR. REPAIR, REPLACEMENT, OR REFUND OF THE ORIGINAL PURCHASE PRICE - AT DISTRIBUTOR'S SOLE DISCRETION - ARE THE EXCLUSIVE REMEDIES OF THE CONSUMER. IN NO EVENT WILL DISTRIBUTOR OR ITS MANUFACTURERS BE LIABLE FOR ANY INCIDENTAL, DIRECT, INDIRECT, SPECIAL, PUNITIVE OR CONSEQUENTIAL DAMAGES (SUCH AS, BUT NOT LIMITED TO, DAMAGES FOR LOSS OF PROFITS, BUSINESS, SAVINGS, DATA OR RECORDS) CAUSED BY THE USE, MISUSE OR INABILITY TO USE THE PRODUCT. EXCEPT AS STATED HEREIN, NO OTHER WARRANTIES SHALL APPLY. NOTWITHSTANDING THE FOREGOING, CONSUMER'S RECOVERY AGAINST DISTRIBUTOR SHALL NOT EXCEED THE PURCHASE PRICE OF THE PRODUCT SOLD BY DISTRIBUTOR. THIS WARRANTY SHALL NOT EXTEND TO ANYONE OTHER THAN THE ORIGINAL CONSUMER WHO PURCHASED THE PRODUCT AND IS NOT TRANSFERABLE.

Some countries, states or provinces do not allow the exclusion or limitation of incidental or consequential damages or allow limitations on warranties, so limitation or exclusions may not apply to you. This warranty gives you specific legal rights, and you may have other rights that vary from state to state or province to province. Contact your authorized retailer to determine if another warranty applies.

All product names, trademarks, and registered trademarks are property of their respective owners. All company, product, and service names used in this document are for identification purposes only. Use of these names, trademarks, and brands does not imply endorsement.