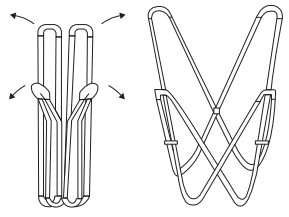

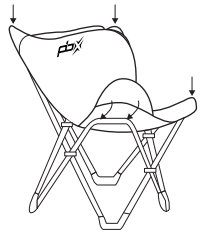





# User Manual PBGCH300

|   |  |  |
|---|--|--|
| <p><b>Setting Up the Chair</b></p> <p>1. Unfold the chair frame.</p>  <p>2. Spread the chair cover so that the PBX logo is upright, facing you.</p>  <p>3. Install the chair cover on the frame, pulling the cover's four pockets over the four supporting corners of the chair frame. Apply the hook-and-loop straps.</p>  <p>Make sure the chair cover is properly installed, as indicated above, before sitting. When collapsed, check that the frame ends are fully inserted into the chair cover and the hook-and-loop straps are secure.</p> | <p style="text-align: center;"><b>Warranty Information</b></p> <p><b>90-day Limited Warranty</b><br/>Territory: United States/Canada</p> <p><b>LIMITED WARRANTY TO ORIGINAL CONSUMER</b><br/>This product (including any accessories included in the original packaging) as supplied and distributed new by an authorized retailer is warranted by Southern Telecom, Inc. to the original consumer purchaser against defects in materials and workmanship ("Warranty") as follows:</p> <p>To obtain warranty service:</p> <ul style="list-style-type: none"> <li>• Visit our website at <a href="http://www.southerntelecom.com">www.southerntelecom.com</a></li> <li>• Click on <b>Product Support</b></li> <li>• Select the <b>Brand</b> of your device</li> <li>• Select <b>Service Request</b> and fill out the form to begin your inquiry</li> </ul> <p>Your product will be repaired or replaced, at our option, for the same or similar model of equal value if examination by the service center determines this product is defective. Products received damaged as a result of shipping will require you to file a claim with the carrier.</p> <p>Warranty service not provided<br/>This warranty does not cover damage resulting from accident, misuse, abuse, improper installation or operation, lack of reasonable care, unauthorized modification including software modifications such as the installation of custom firmware. This warranty is voided in the event any unauthorized person opens, alters or repairs this product. All products being returned to the authorized service center for repair must be suitably packaged.</p> | <p>NO WARRANTIES, WHETHER EXPRESS OR IMPLIED, INCLUDING, BUT NOT LIMITED TO, ANY IMPLIED WARRANTIES OF MERCHANTABILITY OR FITNESS FOR A PARTICULAR PURPOSE, OTHER THAN THOSE EXPRESSLY DESCRIBED ABOVE SHALL APPLY. DISTRIBUTOR FURTHER DISCLAIMS ALL WARRANTIES AFTER THE EXPRESS WARRANTY PERIOD STATED ABOVE. NO OTHER EXPRESS WARRANTY OR GUARANTY GIVEN BY ANY PERSON, FIRM OR ENTITY WITH RESPECT TO THE PRODUCT SHALL BE BINDING ON DISTRIBUTOR. REPAIR, REPLACEMENT, OR REFUND OF THE ORIGINAL PURCHASE PRICE - AT DISTRIBUTOR'S SOLE DISCRETION - ARE THE EXCLUSIVE REMEDIES OF THE CONSUMER. IN NO EVENT WILL DISTRIBUTOR OR ITS MANUFACTURERS BE LIABLE FOR ANY INCIDENTAL, DIRECT, INDIRECT, SPECIAL, PUNITIVE OR CONSEQUENTIAL DAMAGES (SUCH AS, BUT NOT LIMITED TO, DAMAGES FOR LOSS OF PROFITS, BUSINESS, SAVINGS, DATA OR RECORDS) CAUSED BY THE USE, MISUSE OR INABILITY TO USE THE PRODUCT. EXCEPT AS STATED HEREIN, NO OTHER WARRANTIES SHALL APPLY. NOTWITHSTANDING THE FOREGOING, CONSUMER'S RECOVERY AGAINST DISTRIBUTOR SHALL NOT EXCEED THE PURCHASE PRICE OF THE PRODUCT SOLD BY DISTRIBUTOR. THIS WARRANTY SHALL NOT EXTEND TO ANYONE OTHER THAN THE ORIGINAL CONSUMER WHO PURCHASED THE PRODUCT AND IS NOT TRANSFERABLE.</p> <p>Some countries, states or provinces do not allow the exclusion or limitation of incidental or consequential damages or allow limitations on warranties, so limitation or exclusions may not apply to you. This warranty gives you specific legal rights, and you may have other rights that vary from state to state or province to province. Contact your authorized retailer to determine if another warranty applies.</p> <p>PBX® is a registered trademark of PBX® Holdings, LLC.</p> <p>All other trademarks and trade names are those of their respective owners.</p> |
|---|--|--|

(Back Cover)

(Front Cover)

|  |  |  |
|--|--|--|
| <p style="text-align: center;"><b>Getting Started</b></p> <p><b>Customer Support</b><br/>For any questions or problems with your product, please visit our website at <a href="http://SouthernTelecom.com">SouthernTelecom.com</a> and click on <b>Product Support</b>.</p> <p><b>Caution</b></p> <ul style="list-style-type: none"> <li>• <b>THIS IS NOT A TOY</b>, please keep away from children and pets</li> <li>• The maximum weight limit is 225 pounds. Do NOT exceed this weight limit</li> <li>• Keep away from water and extreme temperatures</li> </ul> <p><b>In the Box</b></p> <ul style="list-style-type: none"> <li>• Chair Frame</li> <li>• Chair Cover</li> <li>• Instruction Manual</li> </ul> <p><b>Cleaning &amp; Storage</b><br/>Wipe down the cover with a damp (NOT wet) cloth or sponge. Avoid using concentrated soaps, such as dish soap, as it will be very difficult to clean from the cover once applied. Do not use any abrasive cleaners or chemicals on the cover.</p> <p>Remove the chair cover from the frame. Collapse the chair frame, and fold up the chair cover.</p> <p>Store the chair in a dry, cool location, away from sources of water or heat. The cover is best stored in a secure box or in an airtight bag to keep it free of dust.</p> | <p style="text-align: center;"></p> <p style="text-align: center;">Printed in China<br/>v1, 08-2019</p> | <p style="text-align: center;"><br/><b>PBGCH300</b><br/><b>SPAWN</b><br/><b>Immersive Gaming Chair</b></p> <p style="text-align: center;"></p> <p style="text-align: right;">Instruction Manual</p> |
|--|--|--|

FOLD INWARD 