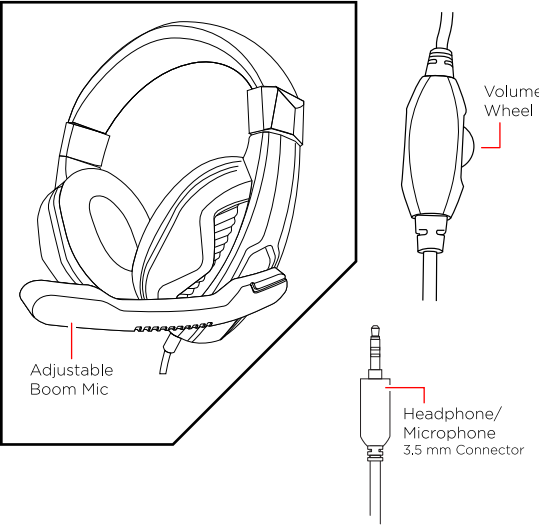
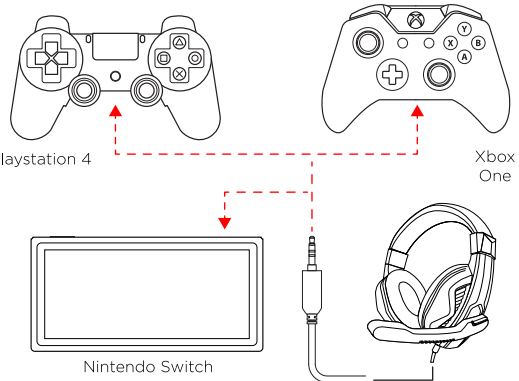
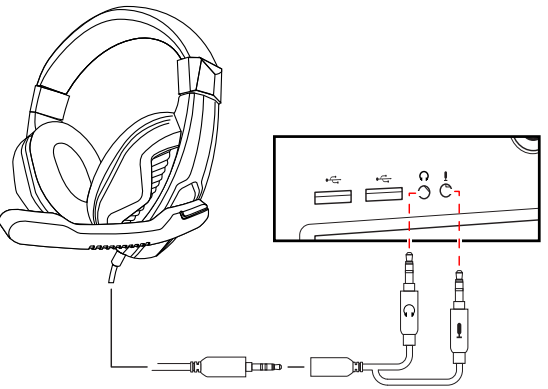
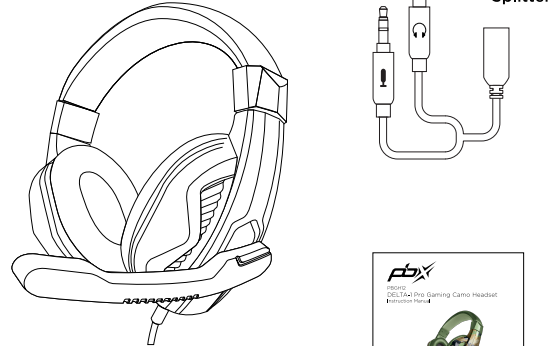






# User Manual

## PBGH12

<p><b>Getting Started</b></p>  <p>Adjustable Boom Mic</p> <p>Volume Wheel</p> <p>Headphone/Microphone 3.5 mm Connector</p>	<p><b>Connecting to Gaming Consoles</b></p> <p><b>Note:</b> Some Xbox One controllers may not have a 3.5 mm headphone jack and will require an adapter to be purchased (<i>not included</i>).</p>  <p>Playstation 4</p> <p>Xbox One</p> <p>Nintendo Switch</p> <p>Insert the 3.5 mm connector into the headphone jack on your controller.</p>	<p><b>PC &amp; Laptop</b></p> <p>Insert the 3.5 mm connector into the supplied splitter. Insert the splitter's headphone and microphone pins into the inputs on your computer.</p> 	<p><b>Compliance Information</b></p> <p><b>FCC Information</b> This device complies with Part 15 of the FCC Rules.</p> <p><b>Caution:</b> Any changes or modifications not expressly approved could void the user's authority to operate the equipment.</p> <p><b>Note:</b> This equipment has been tested and found to comply with the limits for a Class B digital device, pursuant to part 15 of the FCC Rules. These limits are designed to provide reasonable protection against harmful interference in a residential installation. This equipment generates, uses and can radiate radio frequency energy and, if not installed and used in accordance with the instructions, may cause harmful interference to radio communications. However, there is no guarantee that interference will not occur in a particular installation. If this equipment does cause harmful interference to radio or television reception, which can be determined by turning the equipment off and on, the user is encouraged to try to correct the interference by one or more of the following measures:</p> <ul style="list-style-type: none"> <li>• Reorient or relocate the receiving antenna.</li> <li>• Increase the separation between the equipment and receiver.</li> <li>• Connect the equipment into an outlet on a circuit different from that to which the receiver is connected.</li> <li>• Consult the dealer or an experienced radio/TV technician for help.</li> </ul> <p>This device complies with Part 15 of the FCC Rules. Operation is subject to the following two conditions: (1) This device may not cause harmful interference, and (2) this device must accept any interference received, including interference that may cause undesired operation.</p> <p><b>Radiation Exposure Information</b> This device has been evaluated to meet general RF exposure requirements. The device can be used in portable exposure conditions without restriction.</p>
--	--	--	---

<p><b>Customer Support</b></p> <p>To find warranty information, or for any questions or problems with your product, please visit our website at <a href="http://customerservice123.com">customerservice123.com</a> and click on the <b>brand</b> of your device.</p>	<p><b>In the Box</b></p> <p><b>PBGH12 DELTA-1 Pro Gaming Camo Headset</b></p>  <p>3.5 mm Cable Splitter</p>  <p>User Manual</p>	<p>PBX® is a registered trademark of PBX® Holdings, LLC.</p> <p>"PlayStation," "PlayStation®4," and "PS4" are registered trademarks of Sony Interactive Entertainment Inc. Xbox One is either registered trademark or trademark of the Microsoft group of companies.</p> <p>All product names, trademarks, and registered trademarks are property of their respective owners. All company, product, and service names used in this document are for identification purposes only. Use of these names, trademarks, and brands does not imply endorsement.</p>  <p>Printed in China v1. 01-2021</p>	 <p>PBGH12 DELTA-1 Pro Gaming Camo Headset Instruction Manual</p> 
--	---	--	---