



PBGC223

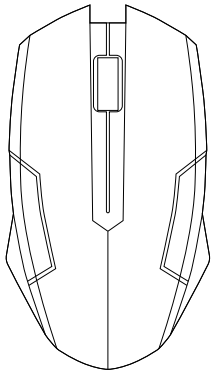
ARSENAL II 2-in-1 Pro Gaming Kit



Instruction Manual

In the Box

**PBGC223 ARSENAL II
2-in-1 Pro Gaming Kit**



Mouse Pad



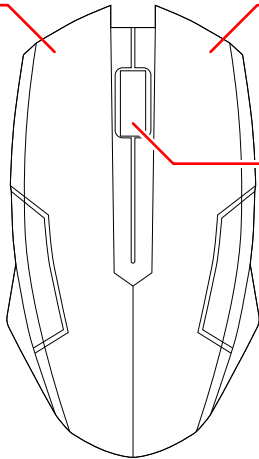
Instruction Manual

Location of Controls

Left Click

Right Click

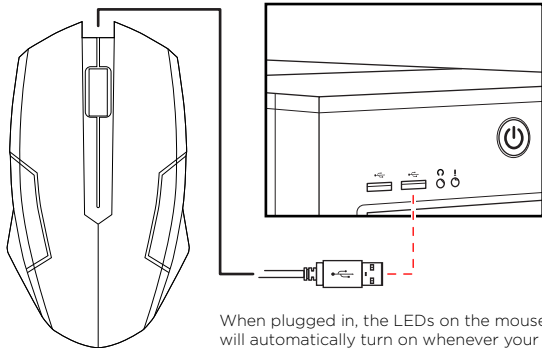
Scroll Wheel



Getting Started

Setup

Insert the mouse's USB connector into a USB port on your computer. The mouse will automatically install any additional drivers required to operate.



When plugged in, the LEDs on the mouse will automatically turn on whenever your computer is powered on.

FCC Information

This device complies with Part 15 of the FCC Rules.

Caution: Any changes or modifications not expressly approved could void the user's authority to operate the equipment.

Note: This equipment has been tested and found to comply with the limits for a Class B digital device, pursuant to part 15 of the FCC Rules. These limits are designed to provide reasonable protection against harmful interference in a residential installation. This equipment generates, uses and can radiate radio frequency energy and, if not installed and used in accordance with the instructions, may cause harmful interference to radio communications. However, there is no guarantee that interference will not occur in a particular installation. If this equipment does cause harmful interference to radio or television reception, which can be determined by turning the equipment off and on, the user is encouraged to try to correct the interference by one or more of the following measures:

- Reorient or relocate the receiving antenna.
- Increase the separation between the equipment and receiver.
- Connect the equipment into an outlet on a circuit different from that to which the receiver is connected.
- Consult the dealer or an experienced radio/TV technician for help.

This device complies with Part 15 of the FCC Rules. Operation is subject to the following two conditions: (1) This device may not cause harmful interference, and (2) this device must accept any interference received, including interference that may cause undesired operation



Printed in China
v1. 09-2021

Designed and distributed by Southern Telecom Inc., Brooklyn, NY 11220. ©2021 All Rights Reserved. PBX and logo are trademarks of Southern Telecom, Inc.

All product names, trademarks, and registered trademarks are property of their respective owners. All company, product, and service names used in this document are for identification purposes only. Use of these names, trademarks, and brands does not imply endorsement.

Customer Support

For any questions or problems with your product, please visit our website at **customersupport123.com**.