


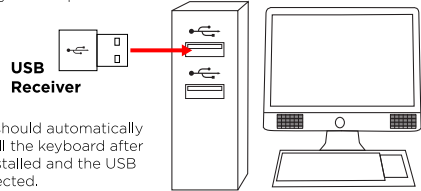




User Manual PBWK0412

<p style="text-align: center;">Warranty Information</p> <p>90-day Limited Warranty Territory: United States/Canada</p> <p>LIMITED WARRANTY TO ORIGINAL CONSUMER This product (including any accessories included in the original packaging) as supplied and distributed new by an authorized retailer is warranted by Southern Telecom, Inc. to the original consumer purchaser against defects in materials and workmanship ("Warranty") as follows:</p> <p>To obtain warranty service:</p> <ul style="list-style-type: none">• Visit our customer support portal: www.customersupport123.com• Select the brand and model of your device• Select "Service Request" and fill out the form to begin your inquiry• Exchanges require dated proof of purchase from an authorized retailer <p>Your product will be repaired or replaced, at our option, for the same or similar model of equal value if examination by the service center determines this product is defective. Products received damaged as a result of shipping will require you to file a claim with the carrier.</p> <p>Warranty service not provided This warranty does not cover damage resulting from accident, misuse, abuse, improper installation or operation, lack of reasonable care, unauthorized modification including software modifications such as the installation of custom firmware. This warranty is voided in the event any unauthorized person opens, alters or repairs this product. All products being returned to the authorized service center for repair must be suitably packaged.</p>	<p style="text-align: center;">Warranty Information (cont'd)</p> <p>NO WARRANTIES, WHETHER EXPRESS OR IMPLIED, INCLUDING, BUT NOT LIMITED TO, ANY IMPLIED WARRANTIES OF MERCHANTABILITY OR FITNESS FOR A PARTICULAR PURPOSE, OTHER THAN THOSE EXPRESSLY DESCRIBED ABOVE SHALL APPLY. DISTRIBUTOR FURTHER DISCLAIMS ALL WARRANTIES AFTER THE EXPRESS WARRANTY PERIOD STATED ABOVE. NO OTHER EXPRESS WARRANTY OR GUARANTY GIVEN BY ANY PERSON, FIRM OR ENTITY WITH RESPECT TO THE PRODUCT SHALL BE BINDING ON DISTRIBUTOR, REPAIR, REPLACEMENT, OR REFUND OF THE ORIGINAL PURCHASE PRICE - AT DISTRIBUTOR'S SOLE DISCRETION - ARE THE EXCLUSIVE REMEDIES OF THE CONSUMER. IN NO EVENT WILL DISTRIBUTOR OR ITS MANUFACTURERS BE LIABLE FOR ANY INCIDENTAL, DIRECT, INDIRECT, SPECIAL, PUNITIVE OR CONSEQUENTIAL DAMAGES (SUCH AS, BUT NOT LIMITED TO, DAMAGES FOR LOSS OF PROFITS, BUSINESS, SAVINGS, DATA OR RECORDS) CAUSED BY THE USE, MISUSE OR INABILITY TO USE THE PRODUCT. EXCEPT AS STATED HEREIN, NO OTHER WARRANTIES SHALL APPLY. NOTWITHSTANDING THE FOREGOING, CONSUMER'S RECOVERY AGAINST DISTRIBUTOR SHALL NOT EXCEED THE PURCHASE PRICE OF THE PRODUCT SOLD BY DISTRIBUTOR. THIS WARRANTY SHALL NOT EXTEND TO ANYONE OTHER THAN THE ORIGINAL CONSUMER WHO PURCHASED THE PRODUCT AND IS NOT TRANSFERABLE.</p> <p>Some countries, states or provinces do not allow the exclusion or limitation of incidental or consequential damages or allow limitations on warranties, so limitation or exclusions may not apply to you. This warranty gives you specific legal rights, and you may have other rights that vary from state to state or province to province. Contact your authorized retailer to determine if another warranty applies.</p>	<p style="text-align: center;"></p> <p>PBX® is a registered trademark of PBX® Holdings, LLC.</p> <p>All product names, trademarks, and registered trademarks are property of their respective owners. All company, product, and service names used in this document are for identification purposes only. Use of these names, trademarks, and brands does not imply endorsement.</p> <p style="text-align: right;">Printed in China v1.06-2021</p>	<p style="text-align: center;"></p> <p style="text-align: center;">PBWK0412 Wireless Keyboard Instruction Manual</p> <p style="text-align: center;"></p>
--	--	---	--

<p style="text-align: center;">Before You Begin</p> <p>In the Box</p> <ul style="list-style-type: none">• Keyboard (x1)• USB Receiver (x1)• User Manual (x1) <p>Caution To ensure safe and proper use, read all safety information before using the devices. Only use with manufacturer-approved batteries, chargers, accessories, and supplies.</p> <ul style="list-style-type: none">• THIS DEVICE IS NOT A TOY. do NOT allow children or pets to use or play with these devices.• Do not disassemble, modify, or repair the devices.• Do not submerge in water.• Do not expose the units to extreme temperatures (heat or cold), open flames, humid, or wet conditions.• Do not allow the USB ports, power jack or other inputs of the devices to be exposed to dust, or water, or come into contact with any conductive materials such as liquids, metallic powders, etc. <p>Customer Support For any questions or problems with your product, please visit our website at www.customersupport123.com.</p>	<p style="text-align: center;">Getting Started</p> <p>Installing Batteries</p> <ol style="list-style-type: none">1. Remove the battery cover from the bottom of the keyboard.2. Install a new Alkaline battery into the battery compartment of the keyboard, following the polarity (+/-) diagram in the compartment.<ul style="list-style-type: none">• The keyboard takes 1 AA-sized battery (not included)3. Replace the battery cover back onto the battery compartment. <p>Setup Plug the included USB receiver into any of the USB ports (Type-A) on the front or back of your computer.</p> <p style="text-align: center;"></p> <p>Your computer should automatically detect and install the keyboard after the battery is installed and the USB receiver is connected.</p> <p>If your computer does not automatically connect to the keyboard, try restarting your computer or checking the devices settings in your computer's Settings or System Preferences panel, or try the steps in the Troubleshooting section on the next page.</p>	<p style="text-align: center;">Troubleshooting</p> <p>The keyboard should both automatically connect to the USB receiver that you plug into the computer, and connect to the computer.</p> <p>If the keyboard is not both connecting, try the following steps:</p> <ol style="list-style-type: none">1. Unplug the USB receiver from your computer.2. Remove the battery from the keyboard.3. Re-install the keyboard's battery.4. Press Esc + Q together at the same time on the keyboard.5. Plug the USB receiver into a USB port on your computer. <p>Keyboard Tech Specs</p> <p>Keys: 104 Lifespan: 10 million keystrokes Interface: USB 2.0 Key extracting force: 45 +/- 5g Working voltage: 5V Working current: 10mA Sleeping current: 0.1mA Size: 446 x 150 x 26 mm Battery: 1*AA (not included)</p>	<p style="text-align: center;">Compliance Information</p> <p>FCC Information This device complies with Part 15 of the FCC Rules.</p> <p>Caution: Any changes or modifications not expressly approved could void the user's authority to operate the equipment.</p> <p>Note: This equipment has been tested and found to comply with the limits for a Class B digital device, pursuant to part 15 of the FCC Rules. These limits are designed to provide reasonable protection against harmful interference in a residential installation. This equipment generates, uses and can radiate radio frequency energy and, if not installed and used in accordance with the instructions, may cause harmful interference to radio communications. However, there is no guarantee that interference will not occur in a particular installation. If this equipment does cause harmful interference to radio or television reception, which can be determined by turning the equipment off and on, the user is encouraged to try to correct the interference by one or more of the following measures:</p> <ul style="list-style-type: none">• Reorient or relocate the receiving antenna.• Increase the separation between the equipment and receiver.• Connect the equipment into an outlet on a circuit different from that to which the receiver is connected.• Consult the dealer or an experienced radio/TV technician for help. <p>This device complies with Part 15 of the FCC Rules. Operation is subject to the following two conditions: (1) This device may not cause harmful interference, and (2) this device must accept any interference received, including interference that may cause undesired operation.</p> <p>Radiation Exposure Information This device has been evaluated to meet general RF exposure requirements. The device can be used in portable exposure conditions without restriction.</p> <p>Rating Label Definitions</p> <p style="text-align: center;"> Direct Current</p> <p style="text-align: center;"> This symbol represents FCC Declaration of Conformity and compliance.</p>
--	--	---	--