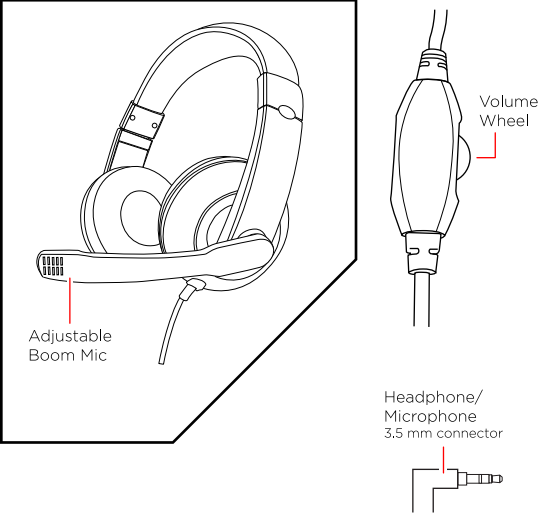
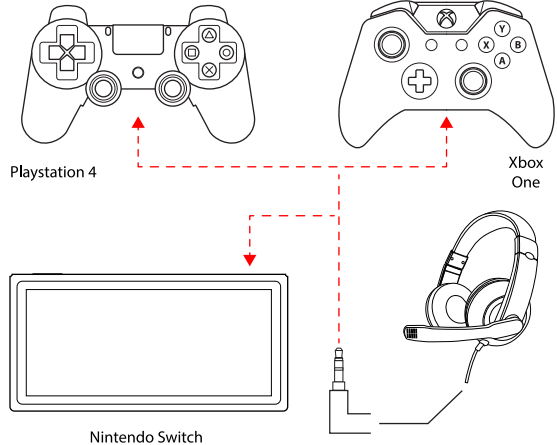
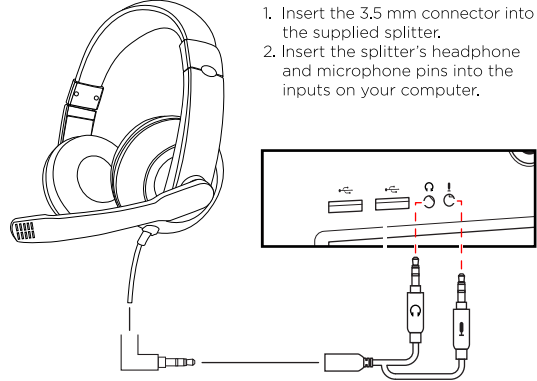

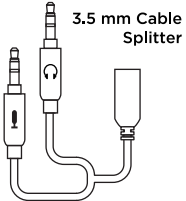





User Manual PBGH5

<p>Getting Started</p>  <p>Adjustable Boom Mic</p> <p>Volume Wheel</p> <p>Headphone/ Microphone 3.5 mm connector</p>	 <p>Playstation 4</p> <p>Xbox One</p> <p>Nintendo Switch</p>	<p>Gaming Consoles</p> <p>Note: Some Xbox One controllers may not have a 3.5 mm headphone jack and will require an adapter to be purchased (<i>not included</i>).</p> <p>1. Insert the microphone/headphone 3.5 mm connector into the headphone jack on your controller.</p> <p>PC & Laptop</p> <p>1. Insert the 3.5 mm connector into the supplied splitter. 2. Insert the splitter's headphone and microphone pins into the inputs on your computer.</p> 	<p>Customer Support</p> <p>For any questions or problems with your product, please visit our website at SouthernTelecom.com and click on Product Support.</p>
--	---	---	---

<p>"PlayStation," "PlayStation®4," and "PS4" are registered trademarks of Sony Interactive Entertainment Inc. Xbox One is either registered trademark or trademark of the Microsoft group of companies.</p> <p>All other trademarks and trade names are those of their respective owners.</p>	<p>In the Box</p> <p>PBGH5 ALPHA-1 Pro Gaming Headset</p>  <p>3.5 mm Cable Splitter</p>   <p>User Manual</p>	 <p>Printed in China v1. 10-2019</p>	<p>packard bell</p> <p>PBGH5 ALPHA-1 Pro Gaming Headset Instruction Manual</p> 
---	---	---	---