

packard bell



CloudBook®


15.6" Laptop

Quick Start Guide


N15550



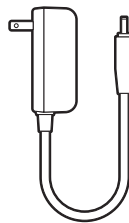
In the box



15.6" Laptop

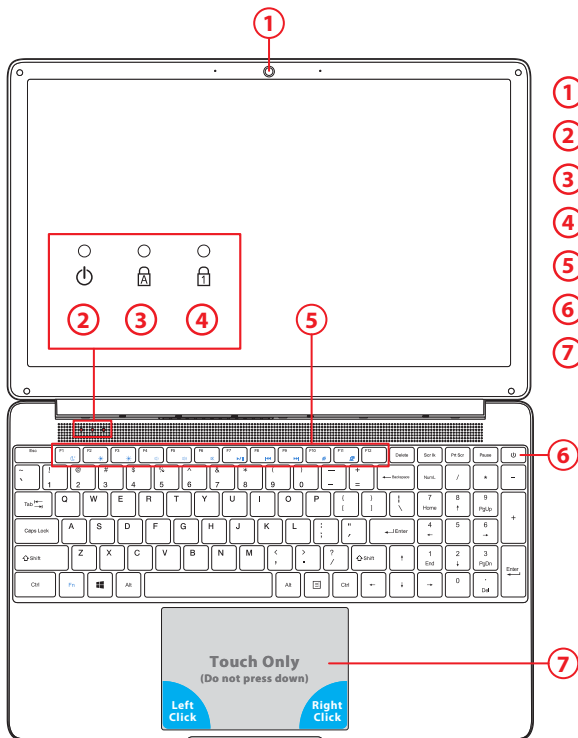



Quick Start Guide



Adapter

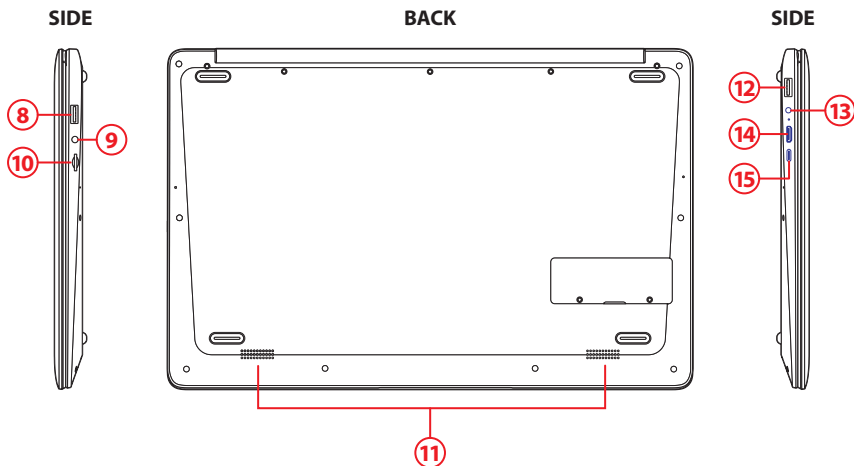
Buttons and ports



- ① Camera
- ② Power indicator light
- ③ Caps lock indicator light
- ④ Num lock indicator light
- ⑤ Function/Shortcut keys
- ⑥ POWER button 
- ⑦ Touchpad

FRONT

Buttons and ports



8 USB 3.0 port

9 3.5mm headphone jack

10 MicroSD card slot

11 Speakers

12 USB 3.0 port

13 DC Input

14 Mini HDMI port


15 USB Type-C port (data only)

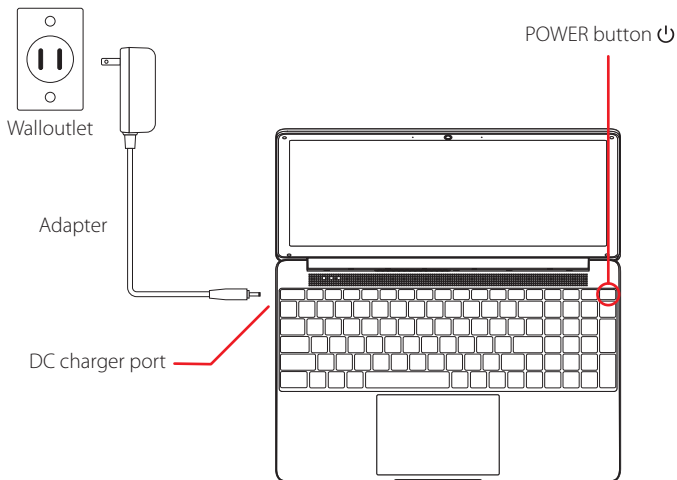
Getting started

POWER ON: Press and hold the POWER button  until the laptop turns on.

LOCK: Briefly press the POWER button  to lock the laptop.

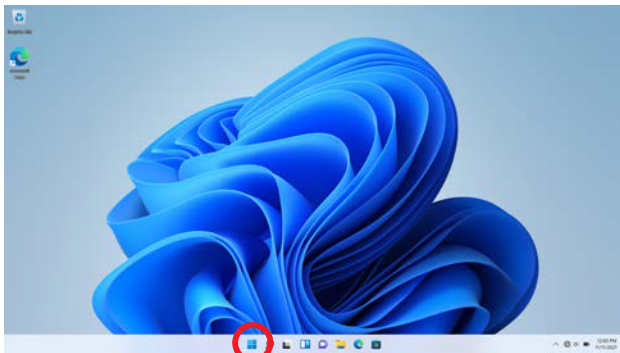
POWER OFF: Select Start  > POWER button  > Shut down.

Note: The device should be shut down through the Windows OS as shown above. However, if you need to force the device to shut down, press and hold the POWER button  until the display turns off and the device shuts down.



Getting started

After completing the Windows setup, the home screen will be displayed.

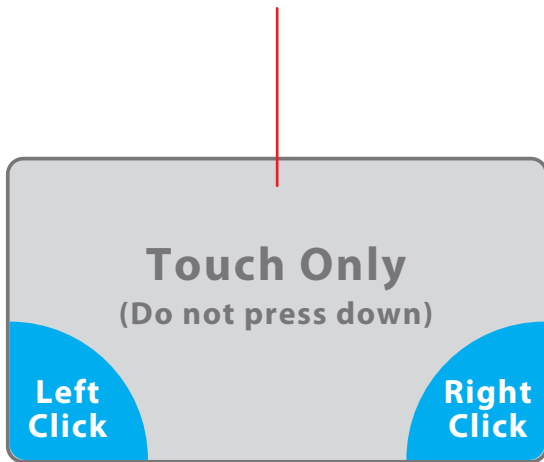


Click  to see all the pre-installed apps.

Using the touchpad

The touchpad provides the functionality of a mouse. It has a touch-sensitive surface that senses the motion and position of your finger(s).

NOTE: Do not press down on the area in gray below, it is for touch commands only.





Scroll:

Place two fingers on the touchpad and slide them to scroll in any direction on the page or program



Zoom:

Place two fingers on the touchpad and then move them apart or closer to zoom-in or zoom-out.




Switch program:

Place two fingers on the touchpad and swipe to either side to switch between open windows and programs.

Function/Shortcut keys

To access the shortcuts of the Function keys, F1 through F12, press & hold the Fn button and select the desired Function key.



Windows 11 S mode

Your laptop is shipped with Windows 11 S Mode which is a version of Windows 11 that's streamlined for security and performance, while providing a familiar Windows experience. To increase security, it allows only apps from the Microsoft Store, and requires Microsoft Edge for safe browsing.

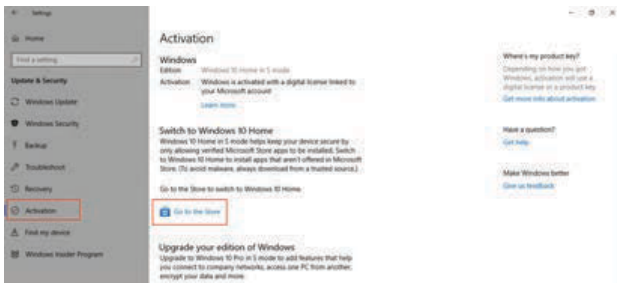
For more info, visit <https://www.microsoft.com/en-us/windows/s-mode>

Switching out of S mode

To increase security and performance, Windows 11 in S mode runs only apps from the Microsoft Store. If you want to install an app that isn't available in the Microsoft Store, you'll need to permanently switch out of S mode. There's no charge to switch out of S mode, but you won't be able to turn it back on. To switch out of S mode follow the steps below.

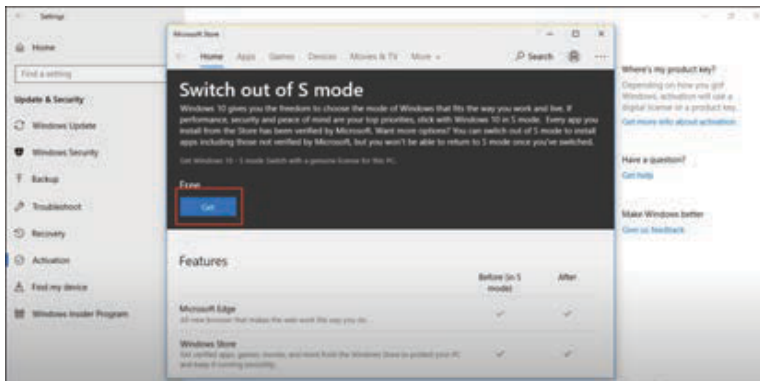
1. On your PC running Windows 11 in S mode, open Settings > Update & Security > Activation.
2. Find the "Switch to Windows 11 Home" or "Switch to Windows 11 Pro" section, then select "Go to the Store."

Note: Don't select the link under "Upgrade your edition of Windows". That's a different process that will keep you in S mode.



Windows 11 S mode

3. On the page that appears in the Microsoft Store (Switch out of S mode or a similar page), select "Get." After you confirm this action, you'll be able to install apps from outside the Microsoft Store.



Legal information

FCC Part 15:

This equipment has been tested and found to comply with the requirements for a Class B digital device under Part 15 of the Federal Communications Commission (FCC) rules. These requirements are intended to provide reasonable protection against harmful interference in a residential installation. This equipment generates, uses and can radiate radio frequency energy and, if not installed and used in accordance with the instructions, may cause harmful interference to radio communications. However, there is no guarantee that interference will not occur in a particular installation. If this equipment does cause harmful interference to radio or television reception, which can be determined by turning the equipment off and on, the user is encouraged to try to correct the interference by one or more of the following measures:

- Re-orient or relocate the receiving antenna.
- Increase the separation between the equipment and receiver.
- Connect the equipment into an outlet on a circuit different from that to which the receiver is connected.
- Consult the dealer or an experienced radio/TV technician for help. Do not attempt to repair or modify this equipment.

Warning: Changes or modifications to this equipment not expressly approved by the party responsible for compliance could void the user's authority to operate the equipment.

"This device complies with Part 15 of the FCC Rules. Operation is subject to the following two conditions:

- (1) this device may not cause harmful interference, and
- (2) this device must accept any interference received, including interference that may cause undesired operation."

Shielded USB cables must be used with this unit to ensure compliance with the Class B FCC limits.

Information Regarding Exposure to Radio Frequency Energy

Your device is designed and manufactured not to exceed the emission limits for exposure to RF energy set by the Federal Communications Commission of the United States (FCC). Information on your Device is on file with the FCC and can be found under the Display Grant section of <http://www.fcc.gov/oet/ea/> after searching on the FCC ID for your Device, which can be found on the back of the Device. If your electronic device has internal memory on which personal or other confidential data may be stored, you may want to perform a data sanitization process before you dispose of your device to assure another party cannot access your personal data. Data sanitization varies by the type of product and its software, and you may want to research the best sanitization process for your device before disposal. You may also check with your local recycling facility to determine their data sanitization procedures during the recycling process.

Specific Absorption Rate (SAR)

This device meets the government's requirements for exposure to radio waves. The Specific Absorption Rate (SAR) limit set by the FCC is 1.6W/kg. The highest SAR value reported to the FCC for this device is 1.358W/kg and complies with this limit.

IC Statement

This device complies with Industry Canada license-exempt RSS standard(s). Operation is subject to the following two conditions:

- (1) This device may not cause interference, and
- (2) This device must accept any interference, including interference that may cause undesired operation of the device.

Legal information

This equipment complies with IC radiation exposure limits set forth for an uncontrolled environment. End user must follow the specific operating instructions for satisfying RF exposure compliance. This transmitter must not be co-located or operating in conjunction with any other antenna or transmitter.

These requirements set a SAR limit of 1.6 W/kg averaged over one gram of tissue. The highest SAR value for this model phone when tested for use at the ear is 0.532 W/Kg and when worn on the body is 1.054 W/Kg. This device was tested for typical body-worn operations. To comply with RF exposure requirements, a minimum separation distance of 10mm must be maintained between the user's body and the handset, including the antenna. Third-party belt-clips, holsters, and similar accessories used by this device should not contain any metallic components. Body-worn accessories that do not meet these requirements may not comply with RF exposure requirements and should be avoided. Use only the supplied or an approved antenna.

Battery Disposal & Recycle

This device contains a Lithium-ion battery. The battery must be recycled or disposed of properly. Contact your local waste management office for information on battery recycling or disposal.

☎ 1-800-822-8837



Designed and distributed by Southern Telecom Inc. Brooklyn, NY 11220 © 2021 All Rights Reserved.

Packard Bell® is a registered trademark of PBX Holding LLC.

All other trademarks and trade names are those of their respective owners. Images simulated and may differ from the actual product.

Warranty

1-Year Limited Warranty

Territory: United States/Canada

LIMITED WARRANTY TO ORIGINAL CONSUMER

This product (including any accessories included in the original packaging) as supplied and distributed new by an authorized retailer is warranted by Southern Telecom, Inc. to the original consumer purchaser against defects in materials and workmanship ("Warranty") as follows:

To obtain warranty service:

- Visit our customer support portal: www.customersupport123.com and select "Support".
- Select the brand, fill out the corresponding form (exchanges require dated proof of purchase from an authorized retailer) then submit your request.

Your product will be repaired or replaced, at our option, for the same or similar model of equal value if examination by the service center determines this product is defective. Products received damaged as a result of shipping will require you to file a claim with the carrier.

Warranty service not provided

This warranty does not cover damage resulting from accident, misuse, abuse, improper installation or operation, lack of reasonable care, unauthorized modification including software modifications such as the installation of custom firmware. This warranty is voided in the event any unauthorized person opens, alters or repairs this product. All products being returned to the authorized service center for repair must be suitably packaged.

NO WARRANTIES, WHETHER EXPRESS OR IMPLIED, INCLUDING, BUT NOT LIMITED TO, ANY IMPLIED WARRANTIES OF MERCHANTABILITY OR FITNESS FOR A PARTICULAR PURPOSE, OTHER THAN THOSE EXPRESSLY DESCRIBED ABOVE SHALL APPLY. DISTRIBUTOR FURTHER DISCLAIMS ALL WARRANTIES AFTER THE EXPRESS WARRANTY PERIOD STATED ABOVE. NO OTHER EXPRESS WARRANTY OR GUARANTY GIVEN BY ANY PERSON, FIRM OR ENTITY WITH RESPECT TO THE PRODUCT SHALL BE BINDING ON DISTRIBUTOR. REPAIR, REPLACEMENT, OR REFUND OF THE ORIGINAL PURCHASE PRICE - AT DISTRIBUTOR'S SOLE DISCRETION - ARE THE EXCLUSIVE REMEDIES OF THE CONSUMER. IN NO EVENT WILL DISTRIBUTOR OR ITS MANUFACTURERS BE LIABLE FOR ANY INCIDENTAL, DIRECT, INDIRECT, SPECIAL, PUNITIVE OR CONSEQUENTIAL DAMAGES (SUCH AS, BUT NOT LIMITED TO, DAMAGES FOR LOSS OF PROFITS, BUSINESS, SAVINGS, DATA OR RECORDS) CAUSED BY THE USE, MISUSE OR INABILITY TO USE THE PRODUCT. EXCEPT AS STATED HEREIN, NO OTHER WARRANTIES SHALL APPLY. NOTWITHSTANDING THE FOREGOING, CONSUMER'S RECOVERY AGAINST DISTRIBUTOR SHALL NOT EXCEED THE PURCHASE PRICE OF THE PRODUCT SOLD BY DISTRIBUTOR. THIS WARRANTY SHALL NOT EXTEND TO ANYONE OTHER THAN THE ORIGINAL CONSUMER WHO PURCHASED THE PRODUCT AND IS NOT TRANSFERABLE.

Some countries, states or provinces do not allow the exclusion or limitation of incidental or consequential damages or allow limitations on warranties, so limitation or exclusions may not apply to you. This warranty gives you specific legal rights, and you may have other rights that vary from state to state or province to province. Contact your authorized retailer to determine if another warranty applies.