

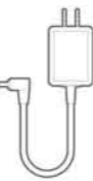
- During charging, keep your laptop and adapter near room temperature for efficient battery charging.
- New batteries are not fully charged.
- New batteries or batteries stored for a long time may take more time to charge.
- The included adapter is intended for indoor use only.
- Service should only be provided by an authorized service provider.
- Never attempt to disassemble, repair or modify the laptop yourself.
- Do not use the laptop in rain or other wet locations.
- Avoid spilling any liquid on the laptop.
- In case the laptop gets wet, unplug all cables and turn off the laptop.
- Do not attempt to dry the laptop with an external heat source.
- Unplug all cables and turn off the laptop before cleaning.
- Use a soft, lint-free cloth to clean the laptop and display.
- Avoid getting moisture in open ports.
- Do not use household cleaners, solvents, alcohol, or abrasives to clean the laptop.
- Routinely check the laptop for proper and safe conditions. If there is any damage, or broken parts, remove the laptop from use.
- If for any reason the screen (display) is fractured or cracked, immediately remove this product from use and contact Customer Support.
- It is rare but possible for seizures to be triggered by light flashes or patterns such as those on laptop or TV screens. To reduce exposure to this potential hazard, play /watch in a well-lit room, sit an appropriate distance from the screen and take 10 to 15-minute breaks every hour.
- Cords could be a strangulation hazard.
- Keep out of reach of children under 3 years of age.
- Children pulling on the cord could cause the laptop or other equipment to which the device is connected to fall with possibility of property damage, serious injury, or death. Adult supervision required during use.
- Long-term exposure to loud sounds, at high volume, may result in permanent hearing loss.
- When using headphones or earbuds, it is recommended that the product is listened to at lower volumes for shorter periods of time. Set the volume while in a quiet environment; turn the volume down if you cannot hear the people speaking near you.
- Limit the listening time to 90 minutes, followed by a quiet period. The louder the volume, the less time required before your hearing may be affected.
- If you experience ringing in your ears or hear muffled speech, stop listening and have your hearing checked.



14.1" Notebook



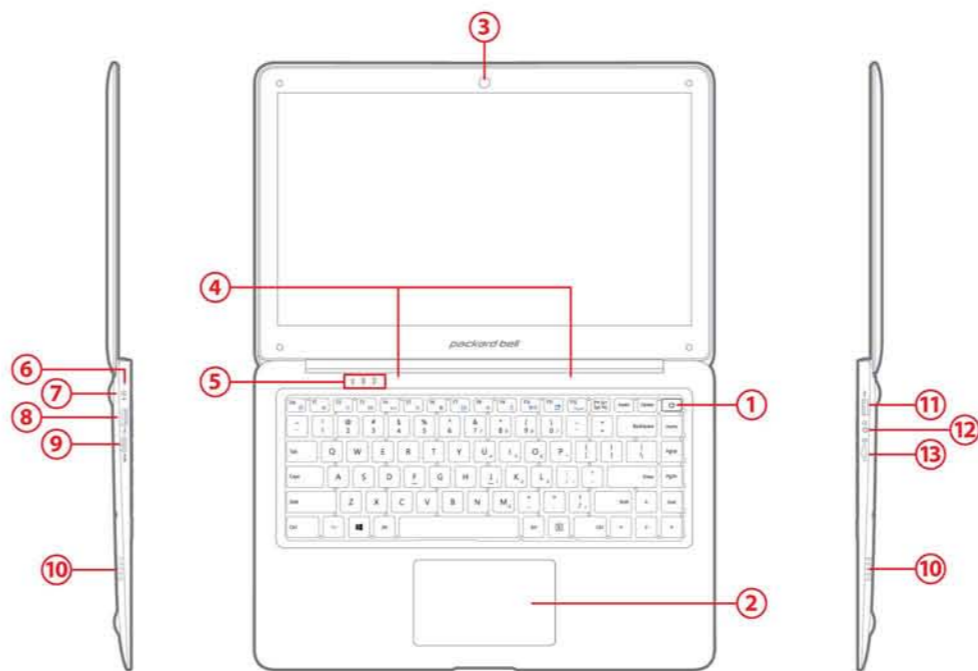
Notebook sleeve



Adapter



Quick start guide



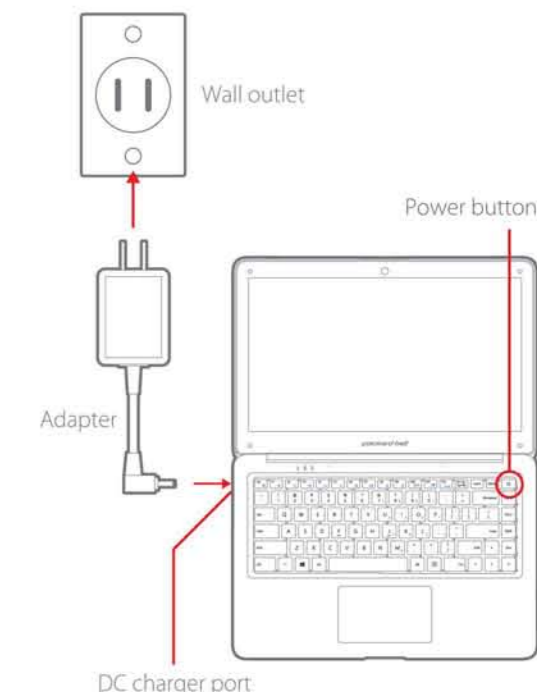
LEFT

FRONT

RIGHT

- ① Power button
- ② Touchpad
- ③ Front-facing camera
- ④ Dual microphones
- ⑤ Power, Caps Lock, & Num Lock indicator lights
- ⑥ Charging indicator light
- ⑦ DC charger port
- ⑧ USB 3.0 port
- ⑨ Mini HDMI port
- ⑩ Dual speakers
- ⑪ USB 2.0 port
- ⑫ 3.5mm headphone jack
- ⑬ MicroSD card slot

Connect the notebook to a wall outlet using the included power adapter as shown below.



DC charger port

Power button

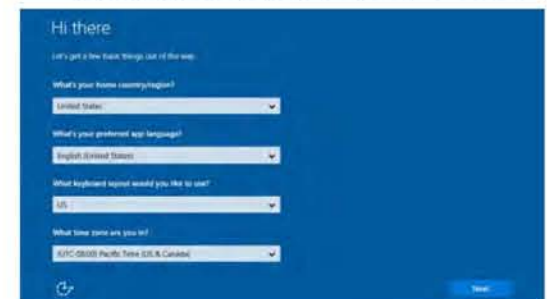
Wall outlet

14.1" NOTEBOOK
N1400 Quick Start Guide

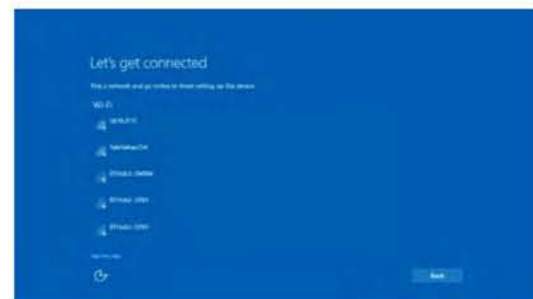


Completing initial setup

1. Complete the initial Windows setup by choosing your country/region, language, keyboard layout, and time zone.



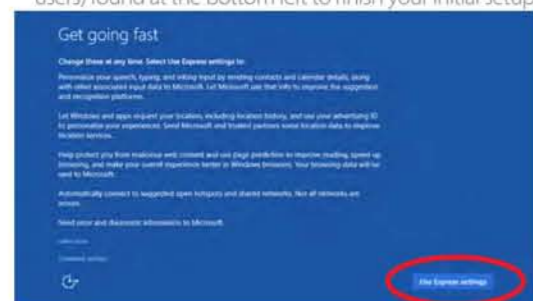
3. Connect to your Wi-Fi network.



2. Agree to Microsoft's legal terms.



4. Select "Use Express settings" (recommended) found at the bottom right or select "Customize settings" (advanced users) found at the bottom left to finish your initial setup.



Click to see all the pre-installed apps.

Legal information

FCC Part 15:

This equipment has been tested and found to comply with the requirements for a Class B digital device under Part 15 of the Federal Communications Commission (FCC) rules. These requirements are intended to provide reasonable protection against harmful interference in a residential installation. This equipment generates, uses and can radiate radio frequency energy and, if not installed and used in accordance with the instructions, may cause harmful interference to radio communications. However, there is no guarantee that interference will not occur in a particular installation. If this equipment does cause harmful interference to radio or television reception, which can be determined by turning the equipment off and on, the user is encouraged to try to correct the interference by one or more of the following measures:

- Re-orient or relocate the receiving antenna.
- Increase the separation between the equipment and receiver.
- Connect the equipment into an outlet on a circuit different from that to which the receiver is connected.
- Consult the dealer or an experienced radio/TV technician for help.

Do not attempt to repair or modify this equipment.

Warning: Changes or modifications to this equipment not expressly approved by the party responsible for compliance could void the user's authority to operate the equipment.

"This device complies with Part 15 of the FCC Rules. Operation is subject to the following two conditions:

- (1) this device may not cause harmful interference, and
- (2) this device must accept any interference received, including interference that may cause undesired operation."

Shielded USB cables must be used with this unit to ensure compliance with the Class B FCC limits.

Information Regarding Exposure to Radio Frequency Energy

Your Device is designed and manufactured not to exceed the emission limits for exposure to RF energy set by the Federal Communications Commission of the United States (FCC). Information on your Device is on file with the FCC and can be found under the Display Grant section of

<http://www.fcc.gov/oet/ea/> after searching on the FCC ID for your Device, which can be found on the back of the Device.

If your electronic device has internal memory on which personal or other confidential data may be stored, you may want to perform a data sanitization process before you dispose of your device to assure another party cannot access your personal data. Data sanitization varies by the type of product and its software, and you may want to research the best sanitization process for your device before disposal. You may also check with your local recycling facility to determine their data sanitization procedures during the recycling process.

Battery Disposal & Recycle

This device contains a Lithium-ion battery. The battery must be recycled or disposed of properly. Contact your local waste management office for information on battery recycling or disposal.

1-800-822-8837



Designed and distributed by Southern Telecom Inc. Brooklyn, NY 11220 © 2017 All Rights Reserved. Made in China.

Packard Bell® is a registered trademark of JMM Lee Properties, LLC and is used under license.

Intel, Intel Logo, Intel Atom, Intel Inside, Intel Inside Logo, are trademarks of Intel Corporation in the U.S. and/or other countries.

The Bluetooth word mark and logos are owned by the Bluetooth SIG, Inc.

All other trademarks and trade names are those of their respective owners.