


# FOLD INWARD



(Back Cover)

(Front Cover)



## Compliance Information

### FCC Information

This device complies with Part 15 of the FCC Rules.

**Caution:** Any changes or modifications not expressly approved could void the user's authority to operate the equipment.

**Note:** This equipment has been tested and found to comply with the limits for a Class B digital device, pursuant to part 15 of the FCC Rules. These limits are designed to provide reasonable protection against harmful interference in a residential installation. This equipment generates, uses and can radiate radio frequency energy and, if not installed and used in accordance with the instructions, may cause harmful interference to radio communications. However, there is no guarantee that interference will not occur in a particular installation. If this equipment does cause harmful interference to radio or television reception, which can be determined by turning the equipment off and on, the user is encouraged to try to correct the interference by one or more of the following measures:

- Reorient or relocate the receiving antenna.
- Increase the separation between the equipment and receiver.
- Connect the equipment into an outlet on a circuit different from that to which the receiver is connected.
- Consult the dealer or an experienced radio/TV technician for help.

This device complies with Part 15 of the FCC Rules. Operation is subject to the following two conditions: (1) This device may not cause harmful interference, and (2) this device must accept any interference received, including interference that may cause undesired operation.

### Radiation Exposure Information

This device has been evaluated to meet general RF exposure requirements. The device can be used in portable exposure conditions without restriction.

### WARNING Li-ion Battery Inside

This product is fitted with a Li-ion battery. Do not damage, open, or dismantle the battery and do not use it in damp and/or corrosive conditions. Use only with compatible chargers. Never dispose of batteries in a fire, and never expose them to high temperatures. Do not expose the product to temperatures exceeding 60°C (140°F).



### Rating Label Definitions



Direct current symbol.



This symbol signifies that the product must not be discarded as household waste, and should be delivered to an appropriate collection facility for recycling. Proper disposal and recycling helps protect natural resources, human health and the environment.



This symbol signifies and declares that this equipment complies with battery charging which complies with California CEC and energy efficiency.



This symbol represents FCC Declaration of Conformity and compliance.

## Warranty Information

### 90-Day Limited Warranty

Territory: United States

#### LIMITED WARRANTY TO ORIGINAL CONSUMER

This product as supplied and distributed new by an authorized retailer is warranted by Southern Telecom, Inc. to the original consumer purchaser against defects in materials and workmanship ("Warranty") as follows:

#### To obtain warranty service:

- Visit our customer support portal: [www.customersupport123.com](http://www.customersupport123.com) and select "Support"
- Select the brand, fill out the corresponding form (exchanges require dated proof of purchase from an authorized retailer) then submit your request.

Your product will be repaired or replaced, at our option, for the same or similar model of equal value if examination by the service center determines this product is defective. Products received damaged as a result of shipping will require you to file a claim with the carrier.

#### Warranty service not provided


This warranty does not cover damage resulting from accident, misuse, abuse, improper installation or operation, lack of reasonable care, unauthorized modification including software modifications such as the installation of custom firmware. This warranty is voided in the event any unauthorized person opens, alters or repairs this product. All products being returned to the authorized service center for repair must be suitably packaged.

NO WARRANTIES, WHETHER EXPRESS OR IMPLIED, INCLUDING, BUT NOT LIMITED TO, ANY IMPLIED WARRANTIES OF MERCHANTABILITY OR FITNESS FOR A PARTICULAR PURPOSE, OTHER THAN THOSE EXPRESSLY DESCRIBED ABOVE SHALL APPLY. DISTRIBUTOR FURTHER DISCLAIMS ALL WARRANTIES AFTER THE EXPRESS WARRANTY PERIOD STATED ABOVE. NO OTHER EXPRESS WARRANTY OR GUARANTY GIVEN BY ANY PERSON, FIRM OR ENTITY WITH RESPECT TO THE PRODUCT SHALL BE BINDING ON DISTRIBUTOR. REPAIR, REPLACEMENT, OR REFUND OF THE ORIGINAL PURCHASE PRICE - AT DISTRIBUTOR'S SOLE DISCRETION - ARE THE EXCLUSIVE REMEDIES OF THE CONSUMER. IN NO EVENT WILL DISTRIBUTOR OR ITS MANUFACTURERS BE LIABLE FOR ANY INCIDENTAL, DIRECT, INDIRECT, SPECIAL, PUNITIVE OR CONSEQUENTIAL DAMAGES (SUCH AS, BUT NOT LIMITED TO, DAMAGES FOR LOSS OF PROFITS, BUSINESS, SAVINGS, DATA OR RECORDS) CAUSED BY THE USE, MISUSE OR INABILITY TO USE THE PRODUCT. EXCEPT AS STATED HEREIN, NO OTHER WARRANTIES SHALL APPLY. NOTWITHSTANDING THE FOREGOING, CONSUMER'S RECOVERY AGAINST DISTRIBUTOR SHALL NOT EXCEED THE PURCHASE PRICE OF THE PRODUCT SOLD BY DISTRIBUTOR. THIS WARRANTY SHALL NOT EXTEND TO ANYONE OTHER THAN THE ORIGINAL CONSUMER WHO PURCHASED THE PRODUCT AND IS NOT TRANSFERABLE.

Some countries, states or provinces do not allow the exclusion or limitation of incidental or consequential damages or allow limitations on warranties, so limitation or exclusions may not apply to you. This warranty gives you specific legal rights, and you may have other rights that vary from state to state or province to province. Contact your authorized retailer to determine if another warranty applies.

# MÄHLI

## Motorized Air Compression Massage Wrap



# MÄHLI

All product names, trademarks, and registered trademarks are property of their respective owners. All company, product, and service names used in this document are for identification purposes only. Use of these names, trademarks, and brands does not imply endorsement.

Printed in China/Designed in the U.S.  
v1.04/2022

### User Guide MDM-1004

## Before You Begin...

### NOT Intended for Medical Use

This product is designed as a non-professional device for comfort and relaxation. It is not intended to be a substitute for medical attention. If your ailments persist or worsen after use, contact your doctor immediately.

Please consult your doctor prior to using this product, if

- You are pregnant
- You have a pacemaker
- You have heart or circulation issues
- You have any concerns regarding your health

### Caution

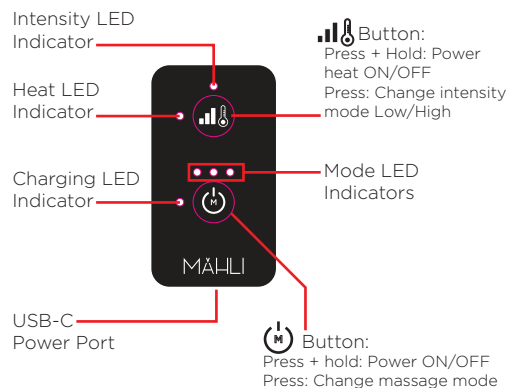
- **THIS IS NOT A TOY, please keep away from children**
- **This product should NOT be used as a replacement for medical treatment.**
- Keep away from water and extreme temperatures
- This product should not be used by people who are sensitive to heat or anyone who is unable to properly operate the controls
- Children and persons with reduced ability to operate the controls should not use the product except under strict supervision
- Never leave the appliance operating unattended
- Do not operate after taking pain killers, sedatives or alcohol
- The electrical and magnetic fields emitted by this unit may interfere with the function of a pacemaker. Please consult your doctor and the manufacturer of your pacemaker before using
- This unit must be checked frequently for signs of wear and tear or damage. If you detect signs of improper use of the unit, it must be inspected by the manufacturer before turning it on again.
- If the cables of this unit or the charger are damaged, they MUST be replaced by the manufacturer, its customer service department or similarly qualified person
- This device contains a built-in battery and should not be disposed of with regular household trash. Always follow local laws and regulations in disposing of batteries.

### In the Box

- MDM-1004 - Massager (x1)
- USB-C Power Cable (x1)
- Instruction Manual (x1)

## Location of Controls

### Control Panel



### Placement & Setup


1. The massager may be used on the calf (leg) or forearm.
2. Wrap around your calf or forearm, and secure the fasteners.
3. Connect to power by plugging the USB-C (smaller) connector of the included power cable into the USB-C port on the bottom of the control panel. Plug the USB (larger) connector into a **5V/1A USB power source**, such as a USB wall adapter (*not included*), and plug into an electrical outlet.

**Note:** The device is rechargeable and can be used without connection to power after charging.

## Getting Started

### Powering ON/OFF

- Press + hold the button to power the massager ON/OFF.
- The mode and intensity LED indicators will indicate when the massager is powered ON.



### Adjusting Intensity

Power the massager ON.

- Press the button to adjust intensity to Low/High mode.
- The intensity LED indicator will light up GREEN in low intensity mode and RED in high intensity mode.



### Using Heat

Power the massager ON.

- Press + hold the button to turn heat ON/OFF. The heat LED indicator will light up RED when heat is on.



### Adjusting Mode

Power the massager ON.

- Press the button to select modes I, II, or III. The mode LED indicators will show the current mode.
- The 3 modes are different air compression massaging styles.



### Automatic Shutoff

The massager will automatically shut off after 15 minutes of use.

### Cleaning & Storage

Turn off, unplug, and let the massager cool down.

Spot clean with a soft, damp cloth, using no abrasive cleaners.

- Do NOT immerse in water or any type of liquid.
- Do not allow any liquid to come into direct contact with the USB connectors or ports.
- Store in a dry, cool location, away from sources of water, heat or dust. It is best stored in an airtight bag or container (*not included*).