

MÄHLI

HANDHELD HEAT & VIBRATION MASSAGER

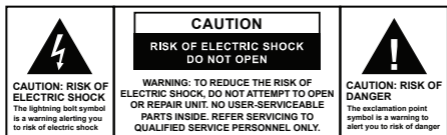


User Manual
MDM-56

Before You Begin...

IMPORTANT SAFETY INSTRUCTIONS

READ CAREFULLY AND KEEP THIS MANUAL



Warning


To reduce risk of burns, fire, electric shock or injury, and to ensure safe and proper use, read all safety information before using the device, and follow all instructions.

- **THIS IS NOT A TOY.** Please keep away from children and pets.
- Follow all instructions. Heed all warnings.
- For indoor use only.
- Only use with manufacturer-approved accessories, and supplies.
- Do not expose the unit to extreme temperatures (heat or cold), open flames, humid conditions, or wet conditions.
- **Keep away from water and other moisture.**
- Never operate or handle the product or plug with wet hands.
- Clean only with a damp or dry cloth.
- Install in accordance with the manufacturer's instructions.
- Do not install near any heat sources such as radiators, heat registers, stoves, or other apparatus (including amplifiers) that produce heat.
- Do not defeat the safety purpose of the polarized or grounding-type plug. A polarized plug has two blades with one wider than the other. A grounding-type plug has two blades and a third grounding prong. The wide blade or the third prong are provided for your safety. When the provided plug does not fit into your outlet, consult an electrician for replacement of the obsolete outlet.
- Protect the power cord from being walked on or pinched particularly at plugs, convenience receptacles, and the point where they exit from the apparatus.
- Unplug during lightning storms or when unused for long periods of time.
- Do not open or attempt to repair the unit yourself should it not be working.
- Refer all servicing to qualified service personnel. Servicing is required when the apparatus has been damaged in any way, such as power-supply cord or plug is damaged or wires are exposed; liquid has been spilled or objects have fallen into the apparatus; the apparatus has been exposed to rain or moisture, does not operate normally, or has been dropped.
- **WARNING:** The mains plug is used as a disconnect device; the disconnect device shall remain readily operable.
- **WARNING:** To reduce the risk of fire or electric shock, do not expose this apparatus to rain or moisture. The apparatus shall not be exposed to dripping or splashing, and objects filled with liquids, such as vases, shall not be placed on apparatus.

NORTH AMERICAN MODELS WITH POLARIZED PLUGS:

POLARIZED PLUG

This appliance has a polarized plug (one blade is wider than the other). To reduce the risk of electric shock, this plug is intended to fit into a polarized outlet only one way. If the plug does not fit fully into the outlet, reverse the plug. If it still does not fit, contact a qualified electrician. Do not attempt to modify the plug in any way. If the plug fits loosely into the AC outlet or if the AC outlet feels warm do not use that outlet.



⚠ Caution

- Do not use appliance for other than intended use.
- Do not operate unattended.
- Do NOT put fingers or hands into the product.
- **Keep out of reach of children and pets.** Children should not be left unsupervised near this product. This unit is not to be used by children or any person(s) with reduced physical, sensory, or mental capabilities, or lack of experience and knowledge unless they have been given express supervision and instruction.
- Do not use after taking painkillers, alcohol, sedatives or any medication that can impair the user's ability to operate the controls.
- Do not use on sensitive body parts such as the eyes or groin. Do not use on open skin eruptions, swollen, inflamed, wounded or otherwise damaged skin.

Additional Precautions and Warnings

- Always turn off and unplug when not in use or before maintenance.
- Keep away from direct sunlight, heat sources, air conditioners, and fans.
- Do not use for longer than 15 minutes. Allow to cool between uses.
- Keep away from electronic equipment.
- If smoke or burning smell is detected, immediately unplug the unit.
- It is recommended, if the product will not be in use for a long period of time, that the massager be to protect it from exposure to dust.
- Do not use outdoors.

Questions & Support

If you have any questions or problems concerning this product, please visit our website at www.customersupport123.com and click on **Product Support**.

Getting Started

⚠ NOT Intended for Medical Use

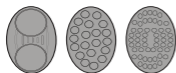
This product is designed as a non-professional device to soothe tired and aching muscles. **It is not intended to be a substitute for medical attention.** If your ailments persist or worsen after use, contact your doctor immediately.

Please consult your doctor prior to using this product, if:

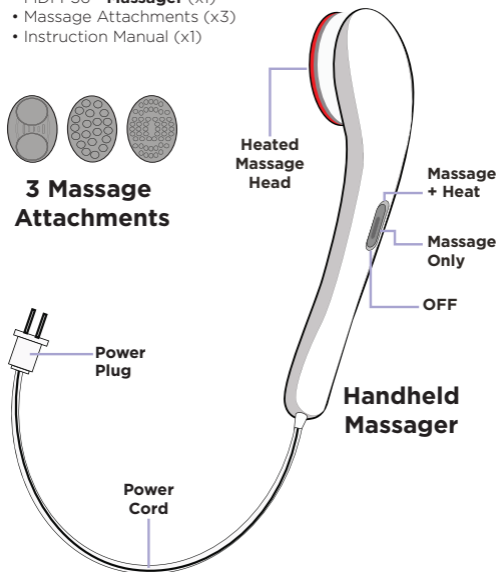
- You are pregnant
- You have a pacemaker
- You have any concerns regarding your health

In the Box

- MDM-56 - **Massager** (x1)
- Massage Attachments (x3)
- Instruction Manual (x1)

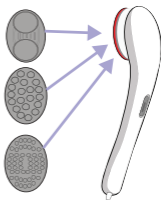


3 Massage Attachments



Connecting Attachments

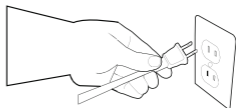
The massager comes with 3 snap-on massage attachments. Place the desired massage attachment onto the head of the massager, and snap on. Make sure the attachment is securely attached before using the massager.



Connecting to Power

Warning: Never operate near water or touch with wet hands. Do not use if the cord or plug is damaged. Read all safety warnings in this manual before use.


Remove the protective cap on the massager's power plug. Plug the power plug into a nearby power outlet.



Using the Massager

Set up and connect to power.

- Slide the **[Power]** switch to the very **top position** for **Massage + Heat** mode.
- Slide the **[Power]** switch to the **middle position** for **Massage Only** mode.
- Slide the **[Power]** switch to the **bottom position** to power the massager OFF.



Rub the massage head in a circular motion on your skin, avoiding sensitive areas. Do not concentrate on one body part, but use in a continuous motion, moving to different parts of the body.

Maintenance & Storage

To clean the massager, first, disconnect from power. Wipe with a soft, damp cloth using no abrasive cleaners. **Never place the unit into or near any type of liquid.**

- Keep away from all solvents and harsh detergents.
- DO NOT attempt to service or repair this massager. There are no user-serviceable parts.

The massager should be stored away when it will not be used for a long period of time. It is best stored in an airtight box or bag (*not included*), away from sources of light, heat, water and dust.

Compliance Information

FCC Information

This device complies with Part 15 of the FCC Rules.

Caution: Any changes or modifications not expressly approved could void the user's authority to operate the equipment.

Note: This equipment has been tested and found to comply with the limits for a Class B digital device, pursuant to part 15 of the FCC Rules. These limits are designed to provide reasonable protection against harmful interference in a residential installation. This equipment generates, uses and can radiate radio frequency energy and, if not installed and used in accordance with the instructions, may cause harmful interference to radio communications. However, there is no guarantee that interference will not occur in a particular installation. If this equipment does cause harmful interference to radio or television reception, which can be determined by turning the equipment off and on, the user is encouraged to try to correct the interference by one or more of the following measures:

- Reorient or relocate the receiving antenna.
- Increase the separation between the equipment and receiver.
- Connect the equipment into an outlet on a circuit different from that to which the receiver is connected.
- Consult the dealer or an experienced radio/TV technician for help.

This device complies with Part 15 of the FCC Rules. Operation is subject to the following two conditions: (1) This device may not cause harmful interference, and (2) this device must accept any interference received, including interference that may cause undesired operation.

Radiation Exposure Information

This device has been evaluated to meet general RF exposure requirements. The device can be used in portable exposure conditions without restriction.

Rating Label Definitions



Direct current symbol



This symbol represents FCC Declaration of Conformity and compliance.



The UL Listing mark for the U.S. / Canada indicates that this end product meets the standards set by the third-party certification company UL (Underwriters Laboratories) a safety organization that sets industry-wide standards on new products, for the U.S. and Canada.

Warranty Information

90-day Limited Warranty

Territory: United States/Canada

LIMITED WARRANTY TO ORIGINAL CONSUMER

This product (including any accessories included in the original packaging) as supplied and distributed new by an authorized retailer is warranted by Southern Telecom, Inc. to the original consumer purchaser against defects in materials and workmanship ("Warranty") as follows:

To obtain warranty service:

- Visit our customer support portal: www.customersupport123.com
- Select the brand and model of your device
- Select **Service Request** and fill out the form to begin your inquiry
- Exchanges require dated proof of purchase from an authorized retailer

Your product will be repaired or replaced, at our option, for the same or similar model of equal value if examination by the service center determines this product is defective. Products received damaged as a result of shipping will require you to file a claim with the carrier.

Warranty service not provided

This warranty does not cover damage resulting from accident, misuse, abuse, improper installation or operation, lack of reasonable care, unauthorized modification including software modifications such as the installation of custom firmware. This warranty is voided in the event any unauthorized person opens, alters or repairs this product. All products being returned to the authorized service center for repair must be suitably packaged.

NO WARRANTIES, WHETHER EXPRESS OR IMPLIED, INCLUDING, BUT NOT LIMITED TO, ANY IMPLIED WARRANTIES OF MERCHANTABILITY OR FITNESS FOR A PARTICULAR PURPOSE, OTHER THAN THOSE EXPRESSLY DESCRIBED ABOVE SHALL APPLY. DISTRIBUTOR FURTHER DISCLAIMS ALL WARRANTIES AFTER THE EXPRESS WARRANTY PERIOD STATED ABOVE. NO OTHER EXPRESS WARRANTY OR GUARANTEE GIVEN BY ANY PERSON, FIRM OR ENTITY WITH RESPECT TO THE PRODUCT SHALL BE BINDING ON DISTRIBUTOR. REPAIR, REPLACEMENT, OR REFUND OF THE ORIGINAL PURCHASE PRICE - AT DISTRIBUTOR'S SOLE DISCRETION - ARE THE EXCLUSIVE REMEDIES OF THE CONSUMER. IN NO EVENT WILL DISTRIBUTOR OR ITS MANUFACTURERS BE LIABLE FOR ANY INCIDENTAL, DIRECT, INDIRECT, SPECIAL, PUNITIVE OR CONSEQUENTIAL DAMAGES (SUCH AS, BUT NOT LIMITED TO, DAMAGES FOR LOSS OF PROFITS, BUSINESS, SAVINGS, DATA OR RECORDS) CAUSED BY THE USE, MISUSE OR INABILITY TO USE THE PRODUCT. EXCEPT AS STATED HEREIN, NO OTHER WARRANTIES SHALL APPLY. NOTWITHSTANDING THE FOREGOING, CONSUMER'S RECOVERY AGAINST DISTRIBUTOR SHALL NOT EXCEED THE PURCHASE PRICE OF THE PRODUCT SOLD BY DISTRIBUTOR. THIS WARRANTY SHALL NOT EXTEND TO ANYONE OTHER THAN THE ORIGINAL CONSUMER WHO PURCHASED THE PRODUCT AND IS NOT TRANSFERABLE.

Some countries, states or provinces do not allow the exclusion or limitation of incidental or consequential damages or allow limitations on warranties, so limitation or exclusions may not apply to you. This warranty gives you specific legal rights, and you may have other rights that vary from state to state or province to province. Contact your authorized retailer to determine if another warranty applies.

MÄHLI

All product names, trademarks, and registered trademarks are property of their respective owners. All company, product, and service names used in this document are for identification purposes only. Use of these names, trademarks, and brands does not imply endorsement.

Printed in China
Designed in the U.S.
v1. 06/2021