

MÄHLI

RECHARGEABLE SONIC PLUS ELECTRIC TOOTHBRUSH



User Manual
MDB-091

Before You Begin...

READ CAREFULLY AND KEEP THIS MANUAL

Caution

- **THIS IS NOT A TOY, please keep away from children**
- **Not recommended for use by children**
- Keep plastic bags and small parts away from children
- Use this appliance only for its intended use as described in this manual
- DO NOT use attachments not recommended by the manufacturer
- To avoid injury, inspect the toothbrush for damage before using. Test parts of toothbrush gently with your hands.
- Never operate this appliance if it is not working properly or if it has been dropped or damaged
- Keep away from rain and humidity
- Do NOT immerse in water. This can cause shock or injury
- Keep away from open flames
- Keep the appliance away from heated surfaces
- Supervision is recommended when this appliance is used by, on or near individuals with certain disabilities
- Do not operate after taking pain killers, sedatives or alcohol
- Do not open this product or attempt to repair the unit yourself. Doing so could cause shock or injury, and will invalidate the manufacturer's warranty
- This device contains a built-in battery and should not be disposed of with regular household waste. Please consult the local authorities on the correct way to dispose of this device.

Questions & Support

If you have any questions or problems concerning this product, please visit our website at customersupport123.com.

In the Box

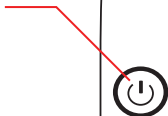
- Electric Toothbrush (x1)
- Brush Heads (x3)
- USB Charging Cable (x1)
- Instruction Manual (x1)

Location of Controls

Toothbrush Head



Power Button



1) Clean



2) Polish



3) White



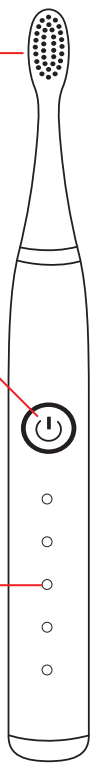
4) GumCare



5) Sensitive



USB Charging Port



Getting Started

Charging the Toothbrush

Connect the small connector of the included USB charging cable into the charging port on the bottom of the toothbrush.

Connect the larger connect to a USB power source, such as the USB port on a computer, or a 5V USB wall adapter.

The LED indicator will flash RED when the toothbrush is charging. After several hours of charging, the LED indicator will turn GREEN when the toothbrush is fully charged.

When the toothbrush is low on battery, the toothbrush will vibrate weakly and the LED indicator will flash RED.

Powering ON & Changing Modes

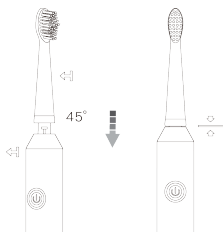
- Press the power button to power ON and change modes, as shown in the Location of Controls section on the previous page.
- The mode will be indicated by the LED indicator lights on the front of the toothbrush.



Installing Brush Heads

To install: Place the brush head on the top of the toothbrush, and push down all the way. Turn clockwise until the bristles are aligned with the power button to lock.

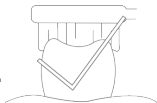
To detach: Turn the toothbrush head counterclockwise until it clicks, and gently pull the toothbrush head off.



Using the Toothbrush

1. Install batteries, install a toothbrush head, and power ON.
2. Wet the brush head, and apply toothpaste.

**Do not
press or
scrub hard.**



**45° angle
for the
gumline.**

3. Brush your teeth for at least 3 minutes, as recommended by dentists. If any pain or bleeding persists from brushing your teeth, contact your dentist.
4. When finished brushing, rinse the brush head only, then dry.

Changing the Brush Head

Change the brush head after 3 months, or when the brush appears worn.

Cleaning

Wipe the outside of the toothbrush with a damp cloth or sponge. Do NOT submerge in water or other liquid.

Storage

For long-term storage, remove the battery and store in a cool, dry place away from sunlight, heat, wind and humidity.

The toothbrush is best stored in an airtight box or bag (*not included*).

Compliance Information

FCC Information

This device complies with Part 15 of the FCC Rules.

Caution: Any changes or modifications not expressly approved could void the user's authority to operate the equipment.

Note: This equipment has been tested and found to comply with the limits for a Class B digital device, pursuant to part 15 of the FCC Rules. These limits are designed to provide reasonable protection against harmful interference in a residential installation. This equipment generates, uses and can radiate radio frequency energy and, if not installed and used in accordance with the instructions, may cause harmful interference to radio communications. However, there is no guarantee that interference will not occur in a particular installation. If this equipment does cause harmful interference to radio or television reception, which can be determined by turning the equipment off and on, the user is encouraged to try to correct the interference by one or more of the following measures:

- Reorient or relocate the receiving antenna.
- Increase the separation between the equipment and receiver.
- Connect the equipment into an outlet on a circuit different from that to which the receiver is connected.
- Consult the dealer or an experienced radio/TV technician for help.

This device complies with Part 15 of the FCC Rules. Operation is subject to the following two conditions: (1) This device may not cause harmful interference, and (2) this device must accept any interference received, including interference that may cause undesired operation.

Radiation Exposure Information

This device has been evaluated to meet general RF exposure requirements. The device can be used in portable exposure conditions without restriction.

WARNING Li-ion Battery Inside

This product is fitted with a Li-ion battery. Do not damage, open, or dismantle the battery and do not use it in damp and/or corrosive conditions. Use only with compatible chargers. Never dispose of batteries in a fire, and never expose them to high temperatures. Do not expose the product to temperatures exceeding 60°C (140°F).



Rating Label Definitions



Direct current symbol.



This symbol signifies that the product must not be discarded as household waste, and should be delivered to an appropriate collection facility for recycling. Proper disposal and recycling helps protect natural resources, human health and the environment.



This symbol signifies and declares that this equipment complies with battery charging which complies with California CEC and energy efficiency.



This symbol signifies that this is a wireless device powered by Bluetooth® technology. The Bluetooth® word mark and logos are registered trademarks owned by the Bluetooth SIG, Inc. and any use of such marks by Southern Telecom is under license.



This symbol represents FCC Declaration of Conformity and compliance.

Warranty Information

90-Day Limited Warranty

Territory: United States/Canada

LIMITED WARRANTY TO ORIGINAL CONSUMER

This product as supplied and distributed new by an authorized retailer is warranted by Southern Telecom, Inc. to the original consumer purchaser against defects in materials and workmanship ("Warranty") as follows:

To obtain warranty service:

- Visit our customer support portal: www.customersupport123.com
- Select the brand and model of your device
- Select "Service Request" and fill out the form to begin your inquiry
- Exchanges require dated proof of purchase from an authorized retailer

Your product will be repaired or replaced, at our option, for the same or similar model of equal value if examination by the service center determines this product is defective. Products received damaged as a result of shipping will require you to file a claim with the carrier.

Warranty service not provided

This warranty does not cover damage resulting from accident, misuse, abuse, improper installation or operation, lack of reasonable care, unauthorized modification including software modifications such as the installation of custom firmware. This warranty is voided in the event any unauthorized person opens, alters or repairs this product. All products being returned to the authorized service center for repair must be suitably packaged.

NO WARRANTIES, WHETHER EXPRESS OR IMPLIED, INCLUDING, BUT NOT LIMITED TO, ANY IMPLIED WARRANTIES OF MERCHANTABILITY OR FITNESS FOR A PARTICULAR PURPOSE, OTHER THAN THOSE EXPRESSLY DESCRIBED ABOVE SHALL APPLY. DISTRIBUTOR FURTHER DISCLAIMS ALL WARRANTIES AFTER THE EXPRESS WARRANTY PERIOD STATED ABOVE. NO OTHER EXPRESS WARRANTY OR GUARANTY GIVEN BY ANY PERSON, FIRM OR ENTITY WITH RESPECT TO THE PRODUCT SHALL BE BINDING ON DISTRIBUTOR. REPAIR, REPLACEMENT, OR REFUND OF THE ORIGINAL PURCHASE PRICE - AT DISTRIBUTOR'S SOLE DISCRETION - ARE THE EXCLUSIVE REMEDIES OF THE CONSUMER. IN NO EVENT WILL DISTRIBUTOR OR ITS MANUFACTURERS BE LIABLE FOR ANY INCIDENTAL, DIRECT, INDIRECT, SPECIAL, PUNITIVE OR CONSEQUENTIAL DAMAGES (SUCH AS, BUT NOT LIMITED TO, DAMAGES FOR LOSS OF PROFITS, BUSINESS, SAVINGS, DATA OR RECORDS) CAUSED BY THE USE, MISUSE OR INABILITY TO USE THE PRODUCT. EXCEPT AS STATED HEREIN, NO OTHER WARRANTIES SHALL APPLY. NOTWITHSTANDING THE FOREGOING, CONSUMER'S RECOVERY AGAINST DISTRIBUTOR SHALL NOT EXCEED THE PURCHASE PRICE OF THE PRODUCT SOLD BY DISTRIBUTOR. THIS WARRANTY SHALL NOT EXTEND TO ANYONE OTHER THAN THE ORIGINAL CONSUMER WHO PURCHASED THE PRODUCT AND IS NOT TRANSFERABLE.

Some countries, states or provinces do not allow the exclusion or limitation of incidental or consequential damages or allow limitations on warranties, so limitation or exclusions may not apply to you. This warranty gives you specific legal rights, and you may have other rights that vary from state to state or province to province. Contact your authorized retailer to determine if another warranty applies.

MÄHLI

All product names, trademarks, and registered trademarks are property of their respective owners. All company, product, and service names used in this document are for identification purposes only. Use of these names, trademarks, and brands does not imply endorsement.

Printed in China
Designed in the U.S.
v1. 01/2022