

MÄHLI

Himalayan

Salt Wax Warmer



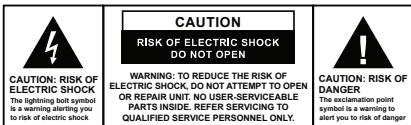
Instruction Guide

MDB-90

Before You Begin...


IMPORTANT SAFETY INSTRUCTIONS

READ CAREFULLY AND KEEP THIS MANUAL



Warning

To reduce risk of electric shock, and to ensure safe and proper use, read all safety information before using the device.

- **THIS IS NOT A TOY.** Please keep away from children and pets.
- Follow all instructions. Heed all warnings.
- For indoor use only.
- Only use with manufacturer-approved accessories, and supplies.
- Do not expose the unit to extreme temperatures (heat or cold), open flames, humid conditions, or wet conditions.
- Keep away from rain and moisture. Do not submerge in water.
- Never operate or handle the product or plug with wet hands.
- Clean only with a dry cloth.
- Do not install near any heat sources such as radiators, heat registers, stoves, or other apparatus (including amplifiers) that produce heat.
- Do not defeat the safety purpose of the polarized or grounding-type plug. A polarized plug has two blades with one wider than the other. A grounding-type plug has two blades and a third grounding prong. The wide blade or the third prong are provided for your safety. When the provided plug does not fit into your outlet, consult an electrician for replacement of the obsolete outlet.
- Protect the power cord from being walked on or pinched particularly at plugs convenience receptacles, and the point where they exit from the apparatus.
- Unplug during lightning storms or when unused for long periods of time.
- Do not open or attempt to repair the unit yourself should it not be working.
- Refer all servicing to qualified service personnel. Servicing is required when the apparatus has been damaged in any way, such as power-supply cord or plug is damaged or wires are exposed; liquid has been spilled or objects have fallen into the apparatus; the apparatus has been exposed to rain or moisture, does not operate normally, or has been dropped.
- **WARNING:** The mains plug is used as a disconnect device; the disconnect device shall remain readily operable.
- **WARNING:** To reduce the risk of fire or electric shock, do not expose this apparatus to rain or moisture. The apparatus shall not be exposed to dripping or splashing, and objects filled with liquids, such as vases, shall not be placed on apparatus.
-  This equipment is a Class II or double-insulated electrical appliance. It has been designed in such a way that it does not require a safety connection to electrical earth.

NORTH AMERICAN MODELS WITH POLARIZED PLUGS:

POLARIZED PLUG

This appliance has a polarized plug (one blade is wider than the other). To reduce the risk of electric shock, this plug is intended to fit into a polarized outlet only one way. If the plug does not fit fully into the outlet, reverse the plug. If it still does not fit, contact a qualified electrician. Do not attempt to modify the plug in any way. If the plug fits loosely into the AC outlet or if the AC outlet feels warm, do not use that outlet.



Caution

- **CAUTION: Lamp becomes hot to touch.** Do NOT move the warmer, or touch the wax warmer or wax while the wax is melted. Power OFF and allow the wax warmer and wax to cool down completely before handling the wax warmer. **Failure to follow these instructions can result in burn or injury.**
- Do not use appliance for other than intended use.
- Do not operate unattended.
- Do NOT put fingers or hands into the product.
- Keep out of reach of children and pets. Children should not be left unsupervised near this product. This unit is not to be used by children or any person(s) with reduced physical, sensory, or mental capabilities, or lack of experience and knowledge unless they have been given express supervision and instruction.
- Never add water to wax.
- Some wax may overflow while melting. Watch carefully.

Additional Precautions and Warnings

- Always turn off and unplug when not in use or before maintenance.
- Keep away from direct sunlight, heat sources, air conditioners, and fans.
- Always keep on a stable, flat surface. Do NOT place on a carpet, bed, cushion or other non-flat, non-stable surface.
- Keep away from electronic equipment.
- Never move the product while in use.
- Surface temperature is hot. Do not allow hot wax warmer to come into contact with skin.
- Keep the power cable clear of pathways, and do not forcefully pull or remove from the unit.
- To disconnect, grip plug and pull from wall outlet. Never pull on cord to disconnect.
- If smoke or burning smell is detected, immediately unplug the unit.
- It is recommended, if the product will not be in use for a long period of time, that the wax warmer be covered to protect it from exposure to dust.
- The amount and intensity of aroma produced will vary. Factors that affect production of aroma can include humidity, temperature, and/or air current. Do not use outdoors.

Getting Started

In the Box

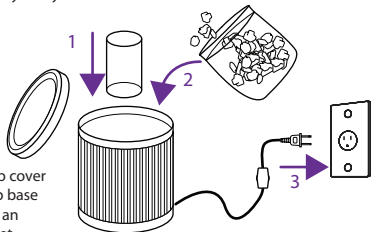
- MDB-90 - Wax Warmer (x1)
- Lavender Wax Cubes (1.25 oz)
- Wax Warming Tray (x1)
- Himalayan Salt (450 g)
- 25W Incandescent Bulb (x1)
- Instruction Manual (x1)

Setup

Carefully remove the item from its packaging and place onto a level, stable surface. Make sure the light bulb is screwed in and not damaged.

1. Slide the glass cover over the light bulb. This is to protect the light bulb from the himalayan crystals.

2. Carefully place the included himalayan crystals around the glass cover.




3. Place the lamp cover onto the lamp base and plug into an electrical outlet.

Use

Once plugged in, place a piece of the included scented wax onto the lamp cover bowl.

Turn the inline power switch until it clicks. The light will turn on and warm up the lamp cover, causing the wax to melt and disperse aroma.



CAUTION: The cover of the lamp can get extremely HOT, handle with caution. When finished, LET THE LAMP COOL for ~15 minutes before handling. Do NOT heat any nonwax materials with this lamp. Do NOT heat the wax in a separate apparatus and place onto the lamp cover bowl. This can damage the lamp.

DO NOT HEAT THE LAMP COVER BY ANY MEANS OTHER THAN THE LIGHT FROM THE LAMP. This can damage the lamp.

Cleaning

Using a soft, damp cloth, wipe the bowl of the cover clean. Do not use any sort of soaps or detergents as this can damage the lamp.

If there is any wax stuck to the bowl, carefully dislodge it.

Turning the lamp on to warm any existing wax may make it easier to remove.




Replacing the Lightbulb

A 25W incandescent lightbulb comes installed with this product.

If it breaks or burns out, turn off the lamp, unplug the cord, and let the bulb cool for 15-20 minutes before handling.

Carefully unscrew the lightbulb and replace with a new 25W incandescent bulb.



NOTE: To properly heat the cover of the lamp you **MUST** use a 25W incandescent bulb.

Compliance Information

FCC Information

This device complies with Part 15 of the FCC Rules.

Caution: Any changes or modifications not expressly approved could void the user's authority to operate the equipment.

Note: This equipment has been tested and found to comply with the limits for a Class B digital device, pursuant to part 15 of the FCC Rules. These limits are designed to provide reasonable protection against harmful interference in a residential installation. This equipment generates, uses and can radiate radio frequency energy and, if not installed and used in accordance with the instructions, may cause harmful interference to radio communications. However, there is no guarantee that interference will not occur in a particular installation. If this equipment does cause harmful interference to radio or television reception, which can be determined by turning the equipment off and on, the user is encouraged to try to correct the interference by one or more of the following measures:

- Reorient or relocate the receiving antenna.
- Increase the separation between the equipment and receiver.
- Connect the equipment into an outlet on a circuit different from that to which the receiver is connected.
- Consult the dealer or an experienced radio/TV technician for help.

This device complies with Part 15 of the FCC Rules. Operation is subject to the following two conditions: (1) This device may not cause harmful interference, and (2) this device must accept any interference received, including interference that may cause undesired operation.

Radiation Exposure Information

This device has been evaluated to meet general RF exposure requirements. The device can be used in portable exposure conditions without restriction.

Rating Label Definitions



The ETL Mark is proof of product compliance to North American safety standards. Authorities Having Jurisdiction (AHJs) and code officials across the US and Canada accept the ETL Listed Mark as proof of product compliance to published industry standards.

Warranty Information

90-day Limited Warranty

Territory: United States/Canada

LIMITED WARRANTY TO ORIGINAL CONSUMER

This product as supplied and distributed new by an authorized retailer is warranted by Southern Telecom, Inc. to the original consumer purchaser against defects in materials and workmanship ("Warranty") as follows:

To obtain warranty service:

- Visit our customer support portal: www.customersupport123.com
- Select the brand and model of your device
- Select "Service Request" and fill out the form to begin your inquiry
- Exchanges require dated proof of purchase from an authorized retailer

Your product will be repaired or replaced, at our option, for the same or similar model of equal value if examination by the service center determines this product is defective. Products received damaged as a result of shipping will require you to file a claim with the carrier.

Warranty service not provided

This warranty does not cover damage resulting from accident, misuse, abuse, improper installation or operation, lack of reasonable care, unauthorized modification including software modifications such as the installation of custom firmware. This warranty is voided in the event any unauthorized person opens, alters or repairs this product. All products being returned to the authorized service center for repair must be suitably packaged.

NO WARRANTIES, WHETHER EXPRESS OR IMPLIED, INCLUDING, BUT NOT LIMITED TO, ANY IMPLIED WARRANTIES OF MERCHANTABILITY OR FITNESS FOR A PARTICULAR PURPOSE, OTHER THAN THOSE EXPRESSLY DESCRIBED ABOVE SHALL APPLY. DISTRIBUTOR FURTHER DISCLAIMS ALL WARRANTIES AFTER THE EXPRESS WARRANTY PERIOD STATED ABOVE. NO OTHER EXPRESS WARRANTY OR GUARANTY GIVEN BY ANY PERSON, FIRM OR ENTITY WITH RESPECT TO THE PRODUCT SHALL BE BINDING ON DISTRIBUTOR. REPAIR, REPLACEMENT, OR REFUND OF THE ORIGINAL PURCHASE PRICE - AT DISTRIBUTOR'S SOLE DISCRETION - ARE THE EXCLUSIVE REMEDIES OF THE CONSUMER. IN NO EVENT WILL DISTRIBUTOR OR ITS MANUFACTURERS BE LIABLE FOR ANY INCIDENTAL, DIRECT, INDIRECT, SPECIAL, PUNITIVE OR CONSEQUENTIAL DAMAGES (SUCH AS, BUT NOT LIMITED TO, DAMAGES FOR LOSS OF PROFITS, BUSINESS, SAVINGS, DATA OR RECORDS) CAUSED BY THE USE, MISUSE OR INABILITY TO USE THE PRODUCT. EXCEPT AS STATED HEREIN, NO OTHER WARRANTIES SHALL APPLY. NOTWITHSTANDING THE FOREGOING, CONSUMER'S RECOVERY AGAINST DISTRIBUTOR SHALL NOT EXCEED THE PURCHASE PRICE OF THE PRODUCT SOLD BY DISTRIBUTOR. THIS WARRANTY SHALL NOT EXTEND TO ANYONE OTHER THAN THE ORIGINAL

All product names, trademarks, and registered trademarks are property of their respective owners. All company, product, and service names used in this document are for identification purposes only. Use of these names, trademarks, and brands does not imply endorsement.