


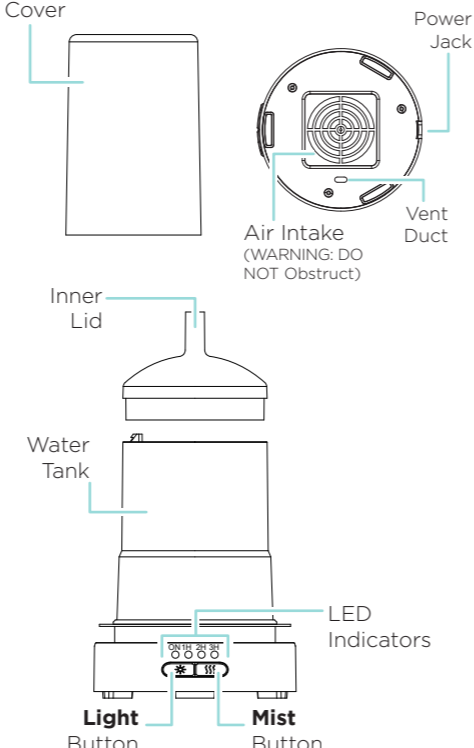
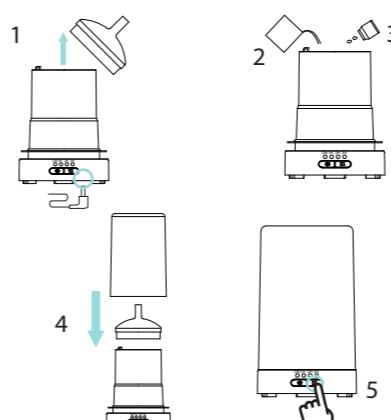
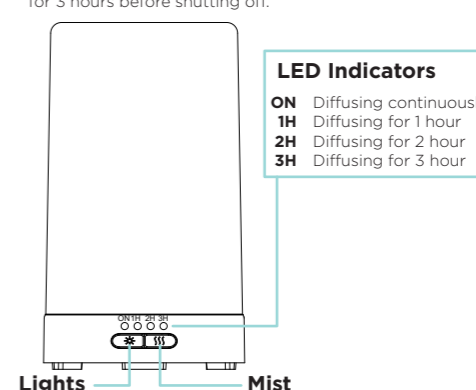


Mahli User Guide (Cover)

(Front)

<h3>Precautions & Warnings</h3> <ol style="list-style-type: none"> Do not fill over MAX level line. Do not turn the aroma function on when the diffuser is empty. Do not touch the inside base of the tank. Clean regularly per the maintenance instructions in this user manual to avoid malfunctions. Always unplug the power cable before maintenance. Always pour any remaining oil out of the tank and wipe with a clean, dry cloth. Essential oils can stain. In the event of a spill or leakage, please wipe away any water or oil with a soft cloth. Do not let aroma blow directly onto furniture, clothing, art, or any valuable objects. Keep away from direct sunlight, heat sources, air conditioners, and fans. Always keep on a stable, flat surface. Do NOT place on a carpet, bed, cushion or other non-flat, non-stable surface. Keep away from electronic equipment. Do not tip the product as it may cause oil to enter the mechanism and cause malfunction. Do not use for more than 6 hours at a time. Never move the product while in use. Do not touch any part of the product with wet hands. Keep out of reach of children and pets. Children should not be left unsupervised near this product. This unit is not to be used by children or any person(s) with reduced physical, sensory, or mental capabilities, or lack of experience and knowledge, unless they have been given express supervision and instruction. Keep the power jack clear of pathways, and do not forcefully pull or remove from the unit. If smoke or burning smell is detected, immediately unplug the unit. 	<h3>Legal Information</h3> <h4>READ CAREFULLY AND KEEP THIS MANUAL</h4> <p>FCC Information This device complies with Part 18 of the FCC Rules.</p> <p>Caution: Any changes or modifications not expressly approved could void the user's authority to operate the equipment.</p> <p>Note: This equipment has been tested and found to comply with the limits for a Class B digital device, pursuant to part 15 of the FCC Rules. These limits are designed to provide reasonable protection against harmful interference in a residential installation. This equipment generates, uses and can radiate radio frequency energy and, if not installed and used in accordance with the instructions, may cause harmful interference to radio communications. However, there is no guarantee that interference will not occur in a particular installation. If this equipment does cause harmful interference to radio or television reception, which can be determined by turning the equipment off and on, the user is encouraged to try to correct the interference by one or more of the following measures: -- Reorient or relocate the receiving antenna. -- Increase the separation between the equipment and receiver. -- Connect the equipment into an outlet on a circuit different from that to which the receiver is connected. -- Consult the dealer or an experienced radio/TV technician for help.</p> <p>This device complies with Part 15 of the FCC Rules. Operation is subject to the following two conditions: (1) This device may not cause harmful interference, and (2) this device must accept any interference received, including interference that may cause undesired operation.</p> <p>This product complies with the requirements for Part 18 of the FCC Rules. Although this product complies with FCC, it may interfere with other devices. If this product is found to interfere with another device, separate the other device and this product.</p> <p>Radiation Exposure Information This device has been evaluated to meet general RF exposure requirements. The device can be used in portable exposure conditions without restriction.</p> <p>Rating Label Definitions</p> <p> Direct Current</p> <p> This symbol represents FCC Declaration of Conformity and compliance.</p>	<h3>Warranty Information</h3> <p>90-Day Limited Warranty Territory: United States/Canada</p> <p>LIMITED WARRANTY TO ORIGINAL CONSUMER This product as supplied and distributed new by an authorized retailer is warranted by Southern Telecom, Inc. to the original consumer purchaser against defects in materials and workmanship ("Warranty") as follows:</p> <p>To obtain warranty service:</p> <ul style="list-style-type: none"> Visit our customer support portal: www.customersupport123.com Select the brand and model of your device Select "Service Request" and fill out the form to begin your inquiry Exchanges require dated proof of purchase from an authorized retailer <p>Your product will be repaired or replaced, at our option, for the same or similar model of equal value if examination by the service center determines this product is defective. Products received damaged as a result of shipping will require you to file a claim with the carrier.</p> <p>Warranty service not provided This warranty does not cover damage resulting from accident, misuse, abuse, improper installation or operation, lack of reasonable care, unauthorized modification including software modifications such as the installation of custom firmware. This warranty is voided in the event any unauthorized person opens, alters or repairs this product. All products being returned to the authorized service center for repair must be suitably packaged.</p> <p>NO WARRANTIES, WHETHER EXPRESS OR IMPLIED, INCLUDING, BUT NOT LIMITED TO, ANY IMPLIED WARRANTIES OF MERCHANTABILITY OR FITNESS FOR A PARTICULAR PURPOSE, OTHER THAN THOSE EXPRESSLY DESCRIBED ABOVE SHALL APPLY. DISTRIBUTOR FURTHER DISCLAIMS ALL WARRANTIES AFTER THE EXPRESS WARRANTY PERIOD STATED ABOVE. NO OTHER EXPRESS WARRANTY OR GUARANTY GIVEN BY ANY PERSON, FIRM OR ENTITY WITH RESPECT TO THE PRODUCT SHALL BE BINDING ON DISTRIBUTOR. REPAIR, REPLACEMENT, OR REFUND OF THE ORIGINAL PURCHASE PRICE - AT DISTRIBUTOR'S SOLE DISCRETION - ARE THE EXCLUSIVE REMEDIES OF THE CONSUMER. IN NO EVENT WILL DISTRIBUTOR OR ITS MANUFACTURERS BE LIABLE FOR ANY INCIDENTAL, DIRECT, INDIRECT, SPECIAL, PUNITIVE OR CONSEQUENTIAL DAMAGES (SUCH AS, BUT NOT LIMITED TO, DAMAGES FOR LOSS OF PROFITS, BUSINESS, SAVINGS, DATA OR RECORDS) CAUSED BY THE USE, MISUSE OR INABILITY TO USE THE PRODUCT, EXCEPT AS STATED HEREIN. NO OTHER WARRANTIES SHALL APPLY. NOTWITHSTANDING THE FOREGOING, CONSUMER'S RECOVERY AGAINST DISTRIBUTOR SHALL NOT EXCEED THE PURCHASE PRICE OF THE PRODUCT SOLD BY DISTRIBUTOR. THIS WARRANTY SHALL NOT EXTEND TO ANYONE OTHER THAN THE ORIGINAL CONSUMER WHO PURCHASED THE PRODUCT AND IS NOT TRANSFERABLE.</p> <p>Some countries, states or provinces do not allow the exclusion or limitation of incidental or consequential damages or allow limitations on warranties, so limitation or exclusions may not apply to you. This warranty gives you specific legal rights, and you may have other rights that vary from state to state or province to province. Contact your authorized retailer to determine if another warranty applies.</p> <p>All product names, trademarks, and registered trademarks are property of their respective owners. All company, product, and service names used in this document are for identification purposes only. Use of these names, trademarks, and brands does not imply endorsement.</p> <p>Printed in China/Designed in the U.S. v1. 01/2022</p>	 <h2>MÄHLI</h2> <h3>Ultrasonic Aroma Diffuser</h3> <h3>Instruction Guide</h3> <p>MDB-077</p>
--	--	---	--

<h3>Getting Started</h3> <h4>Questions & Support</h4> <p>If you have any questions or problems concerning this product, please visit our website at customerservice123.com and click on the Brand of your product.</p> <p>In the Box</p> <ul style="list-style-type: none"> MDB-077 - Diffuser (x1) 5 mL Bottle Essential Oil (x1) USB Power Cable (x1) User Manual (x1) <p>Before You Begin...</p> <ul style="list-style-type: none"> This product is NOT a toy, keep away from children and pets. This device is not intended to be a substitute for medical attention. The amount and intensity of aroma produced will vary. Factors that affect production of aroma can include water type, humidity, temperature, air current, and/or type or brand of essential oil used. It may take up to a half hour before you can smell the essential oil. Aroma Operation Time: Up to 6 hours Water Tank Capacity: 100 mL The suggested room size for this device is ~150 ft² (this may vary greatly by environment, type of essential oil used, etc.) Only 100% natural essential oil should be used with this product. Oil containing chemical fragrance, spice, or other impurities may cause malfunctions. ONLY use the supplied power cable. When not in use, the diffuser should be stored in a dry, cool location, away from sources of water or heat. It is recommended that the diffuser be covered to protect it from exposure to dust if it will not be in use for a long period of time. Do not expose the unit to extreme temperatures (heat or cold), open flames, humid conditions, or wet conditions. Do not submerge in water. Do not open this product or attempt to repair the unit yourself should it not be working. 	<h3>Location of Controls</h3> 	<h3>Setup</h3> <ol style="list-style-type: none"> Remove the cover and inner lid and insert the pin of the supplied power cable into the power jack on the bottom of the diffuser. Insert the other end into a USB power source, such as a computer or a 5V USB adapter (not included) and plug into an electrical outlet. Fill the tank with room temperature water up to the MAX level line. Add 2 - 3 drops (~0.1 - 0.15 mL) of essential oil. Place the inner lid and cover back on then set the diffuser on a flat, sturdy surface. Press the Mist button on the front of the diffuser to turn ON.  <p>CAUTION: Using more than the recommended amount of oil may cause the diffuser to get clogged and not operate properly.</p> <p>When finished using, drain any remaining water from the tank, carefully rinse, and let dry. If you would like to more thoroughly clean the diffuser, use a small amount of neutral detergent, such as dish soap.</p>	<h3>Using the Diffuser</h3> <ul style="list-style-type: none"> Press the Mist button to turn the diffuser on and diffuse mist continuously until the water tank is empty. The ON LED indicator will light up. The diffuser will shut down if there is no water in the tank. Press the Mist button a 2nd time and the diffuser will operate for 1 hours before shutting off. Press the Mist button a 3rd time and the diffuser will operate for 2 hours before shutting off. Press the Mist button a 4th time and the diffuser will operate for 3 hours before shutting off.  <p>LED Indicators</p> <ul style="list-style-type: none"> ON Diffusing continuously 1H Diffusing for 1 hour 2H Diffusing for 2 hour 3H Diffusing for 3 hour <p>Lights Mist</p> <ul style="list-style-type: none"> Press the Mist button a 5th time to turn the diffuser off. <h3>Using the Lights</h3> <p>For best effect, remove the cover from the diffuser.</p> <ul style="list-style-type: none"> Press the Light button to turn the diffuser lights ON. Press the Light button a 2nd time to switch to breathing light mode. Press the Light button a 3rd time to turn the lights OFF.
---	--	---	---

(Back)