






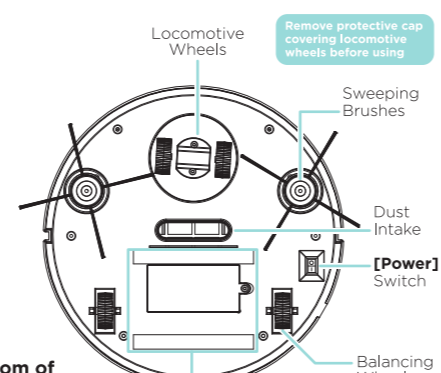
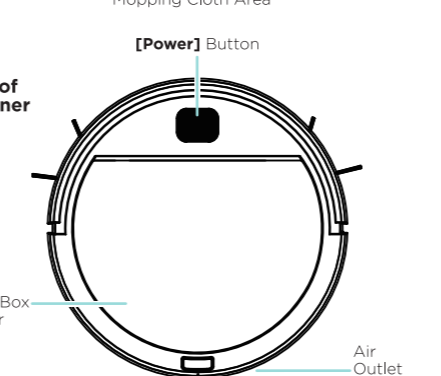

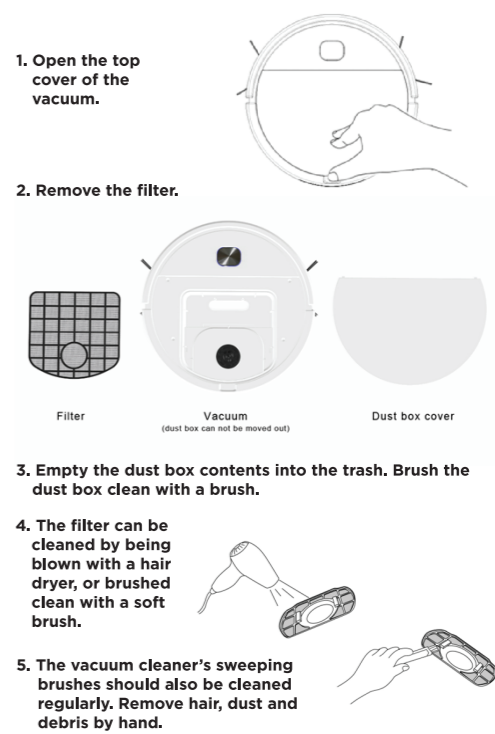


Mahli User Guide (Cover)

(Front)

<h3>Troubleshooting</h3> <h4>Common Issues & Solutions</h4> <p>The vacuum cleaner does not work.</p> <ol style="list-style-type: none"> 1. Make sure the vacuum cleaner is fully charged. If the battery is dead or low on power, this can cause the vacuum cleaner to dysfunction or not work. See the Charging the Vacuum Cleaner section of this manual for detailed instructions. 2. Check that it is powered on. The [Power] switch on the bottom should be flipped to the ON position, and you need to press the [Power] button on the top of the vacuum cleaner to start cleaning. <p>The cleaning is weak.</p> <ol style="list-style-type: none"> 1. Power OFF. Check that the dust box, suction port and sweeping brushes have all been cleaned, and are free of debris. Check that the filter does not need to be replaced. 2. Check that vacuum cleaner is fully charged. <p>The vacuum cleaner won't charge.</p> <ol style="list-style-type: none"> 1. Make sure both connectors of the charging cable are correctly connected. Both connect in only one direction. 2. Make sure that the cable is not damaged. If the cable is damaged, do NOT attempt to charge. Contact the manufacturer immediately. 3. Make sure that you are plugged into a compatible 5-Volt/1-Amp USB-A power source. If the power source is not working or connecting correctly with the device, the vacuum cleaner won't charge. 4. Make sure you have waited several minutes after plugging the vacuum cleaner in to see that it won't start charging. The LED indicator will light up RED when the vacuum cleaner is charging. <p>The machine becomes very noisy while cleaning.</p> <p>Make sure that the dust box, filter and sweeping brushes are all clean and in working order.</p> <p>The machine is stuck, or suddenly stops working.</p> <p>Check to make sure that the wheels are not stuck. Check that nothing is stuck around the wheels or in the suction port. If the vacuum cleaner has run over cables, curtains, long carpet, beads or any other obstacles, these may clog and/or damage the vacuum cleaner.</p>	<h3>Compliance Information</h3> <p>FCC Information This device complies with Part 15 of the FCC Rules.</p> <p>Caution: Any changes or modifications not expressly approved could void the user's authority to operate the equipment.</p> <p>Note: This equipment has been tested and found to comply with the limits for a Class B digital device, pursuant to part 15 of the FCC Rules. These limits are designed to provide reasonable protection against harmful interference in a residential installation. This equipment generates, uses and can radiate radio frequency energy and, if not installed and used in accordance with the instructions, may cause harmful interference to radio communications. However, there is no guarantee that interference will not occur in a particular installation. If this equipment does cause harmful interference to radio or television reception, which can be determined by turning the equipment off and on, the user is encouraged to try to correct the interference by one or more of the following measures: -- Reorient or relocate the receiving antenna. -- Increase the separation between the equipment and receiver. -- Connect the equipment into an outlet on a circuit different from that to which the receiver is connected. -- Consult the dealer or an experienced radio/TV technician for help.</p> <p>This device complies with Part 15 of the FCC Rules. Operation is subject to the following two conditions: (1) This device may not cause harmful interference, and (2) this device must accept any interference received, including interference that may cause undesired operation.</p> <p>Radiation Exposure Information This device has been evaluated to meet general RF exposure requirements. The device can be used in portable exposure conditions without restriction.</p> <p>WARNING Li-ion Battery Inside This product is fitted with a Li-ion battery. Do not damage, open, or dismantle the battery and do not use it in damp and/or corrosive conditions. Use only with compatible chargers. Never dispose of batteries in a fire, and never expose them to high temperatures. Do not expose the product to temperatures exceeding 60°C (140°F).</p> <p>Recycling Information  </p> <p>Rating Label Definitions</p> <ul style="list-style-type: none">  Direct current symbol  This symbol represents FCC Declaration of Conformity and compliance.  This symbol signifies and declares that this equipment complies with battery charging which complies with California CEC and energy efficiency.  This symbol signifies that the product must not be discarded as household waste, and should be delivered to an appropriate collection facility for recycling. Proper disposal and recycling helps protect natural resources, human health and the environment. 	<h3>Warranty Information</h3> <p>90-Day Limited Warranty Territory: United States/Canada</p> <p>LIMITED WARRANTY TO ORIGINAL CONSUMER This product as supplied and distributed new by an authorized retailer is warranted by Southern Telecom, Inc. to the original consumer purchaser against defects in materials and workmanship ("Warranty") as follows: To obtain warranty service: • Visit our customer support portal: www.customersupport123.com • Select the brand and model of your device • Select "Service Request" and fill out the form to begin your inquiry • Exchanges require dated proof of purchase from an authorized retailer</p> <p>Your product will be repaired or replaced, at our option, for the same or similar model of equal value if examination by the service center determines this product is defective. Products received damaged as a result of shipping will require you to file a claim with the carrier. Warranty service not provided. This warranty does not cover damage resulting from accident, misuse, abuse, improper installation or operation, lack of reasonable care, unauthorized modification including software modifications such as the installation of custom firmware. This warranty is voided in the event any unauthorized person opens, alters or repairs this product. All products being returned to the authorized service center for repair must be suitably packaged.</p> <p>NO WARRANTIES, WHETHER EXPRESS OR IMPLIED, INCLUDING, BUT NOT LIMITED TO, ANY IMPLIED WARRANTIES OF MERCHANTABILITY OR FITNESS FOR A PARTICULAR PURPOSE, OTHER THAN THOSE EXPRESSLY DESCRIBED ABOVE, SHALL APPLY. DISTRIBUTOR FURTHER DISCLAIMS ALL WARRANTIES AFTER THE EXPRESS WARRANTY PERIOD STATED ABOVE. NO OTHER EXPRESS WARRANTY OR GUARANTY GIVEN BY ANY PERSON, FIRM OR ENTITY WITH RESPECT TO THE PRODUCT SHALL BE BINDING ON DISTRIBUTOR. REPAIR, REPLACEMENT, OR REFUND OF THE ORIGINAL PURCHASE PRICE - AT DISTRIBUTOR'S SOLE DISCRETION - ARE THE EXCLUSIVE REMEDIES OF THE CONSUMER. IN NO EVENT WILL DISTRIBUTOR OR ITS MANUFACTURERS BE LIABLE FOR ANY INCIDENTAL, DIRECT, INDIRECT, SPECIAL, PUNITIVE OR CONSEQUENTIAL DAMAGES (SUCH AS, BUT NOT LIMITED TO, DAMAGES FOR LOSS OF PROFITS, BUSINESS, SAVINGS, DATA OR RECORDS) CAUSED BY THE USE, MISUSE OR INABILITY TO USE THE PRODUCT, EXCEPT AS STATED HEREIN. NO OTHER WARRANTIES SHALL APPLY. NOTWITHSTANDING THE FOREGOING, CONSUMER'S RECOVERY AGAINST DISTRIBUTOR SHALL NOT EXCEED THE PURCHASE PRICE OF THE PRODUCT SOLD BY DISTRIBUTOR. THIS WARRANTY SHALL NOT EXTEND TO ANYONE OTHER THAN THE ORIGINAL CONSUMER WHO PURCHASED THE PRODUCT AND IS NOT TRANSFERABLE.</p> <p>Some countries, states or provinces do not allow the exclusion or limitation of incidental or consequential damages or allow limitations on warranties, so limitation or exclusions may not apply to you. This warranty gives you specific legal rights, and you may have other rights that vary from state to state or province to province. Contact your authorized retailer to determine if another warranty applies.</p> <p>All product names, trademarks, and registered trademarks are property of their respective owners. All company, product, and service names used in this document are for identification purposes only. Use of these names, trademarks, and brands does not imply endorsement.</p> <p>Printed in China/Designed in the U.S. v1.09/2020</p>	 <h2>Robotic 3-in-1 Vacuum Cleaner</h2>  <h3>Instruction Guide MBOT3011</h3>
---------------------------------------------------------------------------------------------------------------------------------------------------------------------------------------------------------------------------------------------------------------------------------------------------------------------------------------------------------------------------------------------------------------------------------------------------------------------------------------------------------------------------------------------------------------------------------------------------------------------------------------------------------------------------------------------------------------------------------------------------------------------------------------------------------------------------------------------------------------------------------------------------------------------------------------------------------------------------------------------------------------------------------------------------------------------------------------------------------------------------------------------------------------------------------------------------------------------------------------------------------------------------------------------------------------------------------------------------------------------------------------------------------------------------------------------------------------------------------------------------------------------------------------------------------------------------------------------------------------------------------------------------------------------------------------------------------------------------------------------------------------------------------------------------------------------------------------------------------------------------------------------------------------------------------------------------------------------------------------------------------------------------------------------------------------------------------------------------------------------------------------------------------------------------------------------------------------------------------------------------------------------------------------	--------------------------------------------------------------------------------------------------------------------------------------------------------------------------------------------------------------------------------------------------------------------------------------------------------------------------------------------------------------------------------------------------------------------------------------------------------------------------------------------------------------------------------------------------------------------------------------------------------------------------------------------------------------------------------------------------------------------------------------------------------------------------------------------------------------------------------------------------------------------------------------------------------------------------------------------------------------------------------------------------------------------------------------------------------------------------------------------------------------------------------------------------------------------------------------------------------------------------------------------------------------------------------------------------------------------------------------------------------------------------------------------------------------------------------------------------------------------------------------------------------------------------------------------------------------------------------------------------------------------------------------------------------------------------------------------------------------------------------------------------------------------------------------------------------------------------------------------------------------------------------------------------------------------------------------------------------------------------------------------------------------------------------------------------------------------------------------------------------------------------------------------------------------------------------------------------------------------------------------------------------------------------------------------------------------------------------------------------------------------------------------------------------------------------------------------------------------------------------------------------------------------------------------------------------------------------------------------------------------------------------------------------------------------------------------------------------------------------------------------------------------------------------------------------------------------------------------------------------------------------------------------------------------------------------------------------------------------------------------------------------------------------------------------------------------------------------------------------------------------------------------------------------------------------------------------------------------------------------------------------------------------------------------------------------------------------------------------------------------------------------------------------------------------------------------------------------------	--------------------------------------------------------------------------------------------------------------------------------------------------------------------------------------------------------------------------------------------------------------------------------------------------------------------------------------------------------------------------------------------------------------------------------------------------------------------------------------------------------------------------------------------------------------------------------------------------------------------------------------------------------------------------------------------------------------------------------------------------------------------------------------------------------------------------------------------------------------------------------------------------------------------------------------------------------------------------------------------------------------------------------------------------------------------------------------------------------------------------------------------------------------------------------------------------------------------------------------------------------------------------------------------------------------------------------------------------------------------------------------------------------------------------------------------------------------------------------------------------------------------------------------------------------------------------------------------------------------------------------------------------------------------------------------------------------------------------------------------------------------------------------------------------------------------------------------------------------------------------------------------------------------------------------------------------------------------------------------------------------------------------------------------------------------------------------------------------------------------------------------------------------------------------------------------------------------------------------------------------------------------------------------------------------------------------------------------------------------------------------------------------------------------------------------------------------------------------------------------------------------------------------------------------------------------------------------------------------------------------------------------------------------------------------------------------------------------------------------------------------------------------------------------------------------------------------------------------------------------------------------------------------------------------------------------------------------------------------------------------------------------------------------------------------------------------------------------------------------------------------------------------------------------------------------------------------------------------------------------------------------------------------------------------------------------------------------------------------------------------------------------------------------------------------------------------------------------------------------------------------------------------------------------------------------------------------------------------------------------------------------------	-------------------------------------------------------------------------------------------------------------------------------------------------------------------------------------------------------------------------------------------------------------

<h3>Before You Begin...</h3> <p>Caution To ensure safe and proper use, read all safety information before using the device. Only use with manufacturer-approved batteries, chargers, accessories, and supplies.</p> <ul style="list-style-type: none"> • READ CAREFULLY AND KEEP THIS MANUAL • THIS IS NOT A TOY. Please keep away from children. • Low power may cause dysfunction. • Do not overcharge the battery. • Do not expose the unit to extreme temperatures (heat or cold), open flames, humid conditions, or wet conditions. • Do not submerge in water, and do not use the vacuum cleaner to clean up water or any other liquid. • Do not open this product or attempt to repair the unit yourself should it not be working. • Do not allow the USB ports, power jack or other inputs of the device to be exposed to dust, or water, or come into contact with any conductive materials such as liquids, metallic powders, etc. • This device contains a built-in battery and should not be disposed of with regular household waste. Please consult the local authorities on the correct way to dispose of this device. <p>Questions & Support If you have any questions or problems concerning this product, please visit our website at customersupport123.com.</p> <p>In the Box</p> <ul style="list-style-type: none"> • MBOT3011 - 3-in-1 Vacuum Cleaner (x1) • Sweeping Brushes (x2) • Mopping Cloth (x1) • USB Charging Cable (x1) • User Manual (x1) 	<h3>Getting Started</h3> <h4>Location of Controls</h4>  <p>Bottom of Vacuum Cleaner</p>  <p>Top of Cleaner</p>	<h3>Setting Up</h3> <ol style="list-style-type: none"> 1. Remove the 2 included sweeping brushes from the box. Press them onto their places on the bottom of the vacuum cleaner, as shown in the Location of Controls diagram. Make sure they click on securely, as any gap can cause a malfunction of the vacuum cleaner. 2. Remove the included mopping cloth and attach it to the bottom of the vacuum cleaner using the included adhesive stickers, as shown in the Location of Controls section. 3. Pull off the protective cap that covers the front wheels on the bottom of the vacuum cleaner. <h4>Charging the Vacuum Cleaner</h4> <p>Plug the small connector of the supplied charging cable into the charging port on the side of the vacuum cleaner. Plug the large connector into the USB port on a computer or into a compatible USB adapter (not included) and plug into a wall socket.</p> <p>The LED indicator will turn RED while charging and turn OFF when fully charged. A full charge takes about 90 minutes.</p> <p>For best battery life, do not use the vacuum cleaner while charging.</p> <h4>Powering ON/OFF</h4> <p>Charge the vacuum cleaner fully before using.</p> <ul style="list-style-type: none"> • Press the [Power] switch on the bottom of the vacuum cleaner to turn ON or OFF. • To start cleaning, press the [Power] switch ON, and then press the [Power] button on the top of the vacuum cleaner. • The vacuum cleaner does not have an automatic shutoff function, so you will need to turn the [Power] switch OFF when you are finished using.  <h4>Using the Vacuum Cleaner</h4> <p>The vacuum cleaner is best used on a smooth surface such as wood, tile or linoleum. It is not recommended to use the vacuum on a rough surface like carpet, or near any stairs or uneven surfaces, which may damage the device. Caution: Never allow the vacuum cleaner itself to come near water or any other liquid, and do not touch it with wet hands. Doing so risks shock, injury or damage.</p> <p>Charge the vacuum cleaner, and place on the desired surface. Turn it ON as described above. The LED indicator will turn solid BLUE, and it will begin moving around and cleaning up dust and debris.</p>	<h3>Maintenance</h3> <h4>Cleaning the Dust Box</h4> <p>The vacuum cleaner collects dust and debris in its dust box on the bottom of the cleaner. To keep the vacuum cleaner in good working order, the dust box should be cleaned regularly.</p> <ol style="list-style-type: none"> 1. Open the top cover of the vacuum. 2. Remove the filter. 3. Empty the dust box contents into the trash. Brush the dust box clean with a brush. 4. The filter can be cleaned by being blown with a hair dryer, or brushed clean with a soft brush. 5. The vacuum cleaner's sweeping brushes should also be cleaned regularly. Remove hair, dust and debris by hand. 
-------------------------------------------------------------------------------------------------------------------------------------------------------------------------------------------------------------------------------------------------------------------------------------------------------------------------------------------------------------------------------------------------------------------------------------------------------------------------------------------------------------------------------------------------------------------------------------------------------------------------------------------------------------------------------------------------------------------------------------------------------------------------------------------------------------------------------------------------------------------------------------------------------------------------------------------------------------------------------------------------------------------------------------------------------------------------------------------------------------------------------------------------------------------------------------------------------------------------------------------------------------------------------------------------------------------------------------------------------------------------------------------------------------------------------------------------------------------------------------------------------------------------------------------------------------------------------------------------------------------------------------------------------------------------------------------------------------------------------	------------------------------------------------------------------------------------------------------------------------------------------------------------------------------------------------------------------------------------------------------------------------------------------------------	------------------------------------------------------------------------------------------------------------------------------------------------------------------------------------------------------------------------------------------------------------------------------------------------------------------------------------------------------------------------------------------------------------------------------------------------------------------------------------------------------------------------------------------------------------------------------------------------------------------------------------------------------------------------------------------------------------------------------------------------------------------------------------------------------------------------------------------------------------------------------------------------------------------------------------------------------------------------------------------------------------------------------------------------------------------------------------------------------------------------------------------------------------------------------------------------------------------------------------------------------------------------------------------------------------------------------------------------------------------------------------------------------------------------------------------------------------------------------------------------------------------------------------------------------------------------------------------------------------------------------------------------------------------------------------------------------------------------------------------------------------------------------------------------------------------------------------------------------------------------------------------------------------------------------------------------------------------------------------------------------------------------------------------------------------------------------------------------------------------------------------------------------------------------------------------------------------------------------------------------------------------------------------------------------------------------------------------------------------------------------------------------------------------------------------------------------------------------------------------	--------------------------------------------------------------------------------------------------------------------------------------------------------------------------------------------------------------------------------------------------------------------------------------------------------------------------------------------------------------------------------------------------------------------------------------------------------------------------------------------------------------------------------------------------------------------------------------------------------------------------------------------------------------------------------------------------------------------------------------------------------------------------------------------------------------------------------------

(Back)