





MISE EN GARDE:
CONSULTER LE MANUEL DU PROPRIÉTAIRE
AVANT L'INSTALLATION

 Le symbole d'éclair avec une pointe de flèche, se trouvant dans un triangle équilatéral, est destiné à alerter l'utilisateur de la présence d'une "tension dangereuse" non isolée dans l'enceinte des produits, ce qui pourrait être d'une ampleur suffisante pour constituer un risque d'électrocution pour les personnes.

 Le point d'exclamation dans un triangle équilatéral est destiné à alerter l'utilisateur de la présence de Des instructions importantes d'exploitation et d'entretien (entretien) dans la documentation accompagnant l'appareil.

Consignes supplémentaires de sécurité

- Ce produit est conçu pour être utilisé dans des climats modérés. Ne pas utiliser ou installer cet appareil à un endroit où il pourrait être exposé à la lumière directe du soleil ou à des températures extrêmement chaudes, soit près d'un radiateur, d'un poêle ou d'un appareil qui produit de la chaleur.
- Ne pas placer cet appareil dans la salle de bains ou près d'une piscine. Ne pas l'utiliser là où il serait exposé à l'eau, à l'humidité, aux égouttements ou aux éclaboussures.
- Aucun objet contenant des liquides, tels que les vases, ne doit être placé sur le produit.
- Aucune source de flamme nue, comme celle des bougies, ne doit être placée sur le produit.
- Si de l'eau pénètre dans l'appareil, débranchez le cordon d'alimentation de la prise et consultez votre revendeur.
- Ne pas manipuler le cordon alimentation avec des mains moites. Pour éviter les chocs électriques, NE JAMAIS toucher aux pièces internes. Les réparations/l'entretien doivent être effectués par un technicien qualifié.
- Lors de la connexion ou de la déconnexion du secteur, tenez la fiche et non le cordon. Tirer le cordon peut l'endommager et pourrait être dangereux.
- Ne pas laisser tomber l'appareil, renverser du liquide ou laisser des objets tomber sur celui-ci.
- Si l'appareil ne fonctionne pas correctement, débranchez-le du secteur et consultez un technicien qualifié.
- Lorsqu'il est branché, un très faible courant circulera. Pour économiser de l'électricité et pour une raison de sécurité lorsque vous n'utilisez pas l'appareil pendant une période prolongée, il est recommandé que le produit soit complètement débranché de la prise secteur.
- Ne pas plier à l'excès, tirer ou coincer le cordon.
- Ne pas modifier le cordon d'alimentation de quelque manière que ce soit.
- Ne pas insérer un objet métallique dans l'appareil.
- Débrancher le cordon d'alimentation lorsqu'il existe une possibilité d'éclair.
- En cas de dysfonctionnement dû à une décharge électrostatique, réinitialisez le produit (une reconnexion à la source d'alimentation peut être nécessaire) pour reprendre un fonctionnement normal.

Nous certifions que le bloc d'alimentation est utilisé en tant que dispositif de déconnexion du réseau de distribution d'électricité, ce qui devrait rester facilement accessible.

Rain/Moisture Warning

- Do not expose the unit to extreme temperatures (heat or cold), open flames, or humid conditions.
- Do not submerge in water.
- Do not open this product or attempt to repair the unit yourself should it not be working.

IMPORTANT SAFETY INSTRUCTIONS DO NOT DESTROY

When using electrical appliances, basic safety precautions should always be followed to reduce the risk of fire, electric shock, and/or injury to persons. Misuse or failure to follow these warnings and instructions may cause overheating, fire, personal injury and/or property damage:

1. Be sure to read carefully all instructions before using this heated product.
2. Do not use this heated product with an infant, child, incapacitated or immobile person, paraplegic or quadriplegic, a diabetic, anyone insensitive to heat, such as a person with poor blood circulation, or anyone who cannot clearly understand the instructions and/or operate the controls.
3. Do not tuck in, pinch, flex or expose the wired heating area of this heated product.
4. Do not route electrical cords between the mattress and box spring. Do not allow the cords to be pinched. Do not use with damaged cords. Damaged cords can lead to overheating or fire.
5. Keep the control away from drafty areas that may become damp or wet such as an open window.
6. Do not use pins or other metallic means – They may damage the electric wiring.
7. Do not use if wet. If a spill occurs, turn heated product off, unplug, and dry before re-using.
8. Controller is not waterproof. Do not immerse in water or other liquids.
9. Be sure that this heated product is used only on an AC supply circuit of the proper voltage. Do not use with an extension cord. Do not use with generators, power converters or inverters.
10. Turn off or unplug this heated product when not in use.
11. Excessive heating may result from folding or bunching this heated product while in use.
12. Examine the heated product, cord and controller before each use for signs of wear or damage. If improper operation, wear or damage is observed, discontinue its use immediately.
13. For throw blankets and back/body pads only: Do not use with rocking chairs, recliners, chairs with casters or wheels, or other furniture subject to movement.

14. Do not use this heated product on a waterbed, bunk bed, mechanically adjustable bed or a child's crib/bed.
15. Do not use in conjunction with another electrically heated product.
16. Do not tuck in the supply cord or control in a sofa or other furniture. All portions of this heated product should be visible at all times.
17. Wrapping of cord around the controller may damage the cord. Loop loosely when storing. Allow to cool before storing and do not create by placing items on top of it. Store in the original packaging, in a cool, dark, dry place.
18. Do not dry clean this heated product. Cleaning solvents may damage the insulation of the heating element. Improper laundering may cause problems with the heating wire, which can lead to fire.
19. Keep all dogs, cats and other pets away from this heated product. This is an electrical appliance that they can damage or be injured by.
20. If provided with a detachable controller, use only with the provided controller.
21. Do not use this heated product with analgesic creams, liniments, salve or ointment preparations. Skin burns could result.
22. Check with your healthcare provider before using with a pacemaker or any medical devices.
23. Not for hotel, motel, hospital or other institutional use.

SAVE THESE INSTRUCTIONS

NORTH AMERICAN MODELS WITH POLARIZED PLUGS:

POLARIZED PLUG

This appliance has a polarized plug (one blade is wider than the other). To reduce the risk of electric shock, this plug is intended to fit into a polarized outlet only one way. If the plug does not fit fully into the outlet, reverse the plug. If it still does not fit, contact a qualified electrician. Do not attempt to modify the plug in any way. If the plug fits loosely into the AC outlet or if the AC outlet feels warm do not use that outlet.



Rating Label Definitions:

 Direct current



The ETL Mark is proof of product compliance to North American safety standards. Authorities Having Jurisdiction(AHJs) and code officials across the US and Canada accept the ETL Listed Mark as proof of product compliance to published industry standards.

Warranty Information

90-day Limited Warranty

Territory: United States/Canada

LIMITED WARRANTY TO ORIGINAL CONSUMER

This product (including any accessories included in the original packaging) as supplied and distributed new by an authorized retailer is warranted by Southern Telecom, Inc. to the original consumer purchaser against defects in materials and workmanship ("Warranty") as follows:

To obtain warranty service:

- Visit our website at www.southerntelecom.com
- Click on **Product Support**
- Select the **Brand** of your device
- Select **Service Request** and fill out the form to begin your inquiry

Your product will be repaired or replaced, at our option, for the same or similar model of equal value if examination by the service center determines this product is defective. Products received damaged as a result of shipping will require you to file a claim with the carrier.

Warranty service not provided

This warranty does not cover damage resulting from accident, misuse, abuse, improper installation or operation, lack of reasonable care, unauthorized modification including software modifications such as the installation of custom firmware. This warranty is voided in the event any unauthorized person opens, alters or repairs this product. All products being returned to the authorized service center for repair must be suitably packaged.

NO WARRANTIES, WHETHER EXPRESS OR IMPLIED, INCLUDING, BUT NOT LIMITED TO, ANY IMPLIED WARRANTIES OF MERCHANTABILITY OR FITNESS FOR A PARTICULAR PURPOSE, OTHER THAN THOSE EXPRESSLY DESCRIBED ABOVE SHALL APPLY. DISTRIBUTOR FURTHER DISCLAIMS ALL WARRANTIES AFTER THE EXPRESS WARRANTY PERIOD STATED ABOVE. NO OTHER EXPRESS WARRANTY OR GUARANTEE GIVEN BY ANY PERSON, FIRM OR ENTITY WITH RESPECT TO THE PRODUCT SHALL BE BINDING ON DISTRIBUTOR, REPAIR, REPLACEMENT, OR REFUND OF THE ORIGINAL PURCHASE PRICE - AT DISTRIBUTOR'S SOLE DISCRETION - ARE THE EXCLUSIVE REMEDIES OF THE CONSUMER. IN NO EVENT WILL DISTRIBUTOR OR ITS MANUFACTURERS BE LIABLE FOR ANY INCIDENTAL, DIRECT, INDIRECT, SPECIAL, PUNITIVE OR CONSEQUENTIAL DAMAGES (SUCH AS, BUT NOT LIMITED TO, DAMAGES FOR LOSS OF PROFITS, BUSINESS, SAVINGS, DATA OR RECORDS) CAUSED BY THE USE, MISUSE OR INABILITY TO USE THE PRODUCT EXCEPT AS STATED HEREIN. NO OTHER WARRANTIES SHALL APPLY. NOTWITHSTANDING THE FOREGOING, CONSUMER'S RECOVERY AGAINST DISTRIBUTOR SHALL NOT EXCEED THE PURCHASE PRICE OF THE PRODUCT SOLD BY DISTRIBUTOR. THIS WARRANTY SHALL NOT EXTEND TO ANYONE OTHER THAN THE ORIGINAL CONSUMER WHO PURCHASED THE PRODUCT AND IS NOT TRANSFERABLE.

Some countries, states or provinces do not allow the exclusion or limitation of incidental or consequential damages or allow limitations on warranties, so limitation or exclusions may not apply to you. This warranty gives you specific legal rights, and you may have other rights that vary from state to state or province to province. Contact your authorized retailer to determine if another warranty applies.

All product names, trademarks, and registered trademarks are property of their respective owners. All company, product, and service names used in this document are for identification purposes only. Use of these names, trademarks, and brands does not imply endorsement.

Printed in China
Designed in the U.S.
v1.10/2020



Rejuvenating Foot Spa with Whirlpool Jets



User Guide LOMM1552

Before You Begin...

READ CAREFULLY AND KEEP THIS MANUAL

NOT Intended for Medical Use

This product is designed as a non-professional device to soothe tired and aching muscles. **It is not intended to be a substitute for medical attention.** If your ailments persist or worsen after use, contact your doctor immediately.

DANGER – To reduce the risk of electric shock:

- 1) Always unplug this appliance from the electrical outlet immediately after using and before cleaning.
- 2) Do not stand on or in appliance. Use only while seated.
- 3) Do not handle plug with wet hands.

General Warnings

- **Never use with water hotter than 110°F.** It is highly recommended that you use room temperature water.
- Do not place in or drop into water or other liquid.
- Do not reach for a product that has fallen into water. Unplug immediately.
- Never leave the appliance unattended, especially if children are present.
- Not recommended for children under the age of 12 years old.
- Do not use this product for more than 15 minutes at a time.
- Extended use of product can lead to the product's excessive heating and may cause damage to the product and/or its surroundings or bodily harm. Should this occur, discontinue use and allow the unit to cool before operating.
- This product should NEVER be used by any individual suffering from any physical ailment that would limit the user's capacity to operate the controls, or who has sensory deficiencies in the lower half of their body.

For further assistance or any troubleshooting, visit our website at SouthernTelecom.com and click on **Product Support** or call our support line at **(877) 768-8481** (Mon.-Fri., 8am-10pm EST).

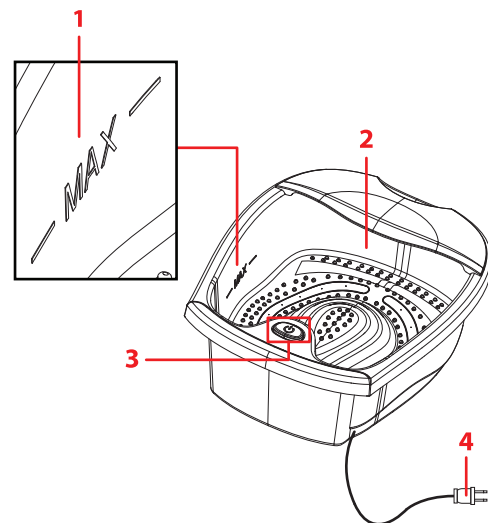
Setting Up the Foot Spa

In the Box

- LOMM1552 - **Whirlpool Foot Spa** (x1)
- 20g Bath Salt Pack (x1)
- User Manual (x1)

Location of Controls

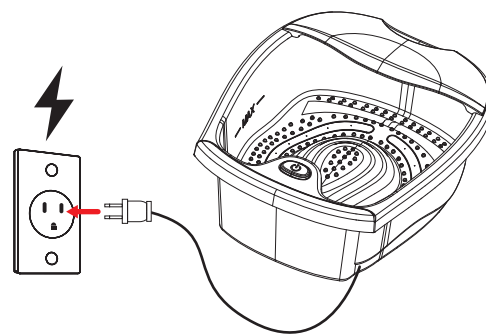
1. Maximum Level Line
2. Foot Spa Tank
3. [⏻] Button:
Power ON/OFF
4. Power Cord



CAREFULLY fill the foot spa with room temperature water (**water must NOT be hotter than 110°F**), by filling another container (such as a large cup or jar) and pouring it into the foot spa tank until the water tank is full but NOT above the marked maximum level line.



To avoid risk of shock, it is important to make sure that the area around the AC power cord and the wall socket in your home are NOT WET. If the plug is wet, you MUST DRY IT OFF BEFORE PLUGGING IT INTO THE WALL SOCKET. You are at GREAT risk of electric shock if the AC power cord is wet and plugged into a wall socket.



If necessary, CAREFULLY relocate the foot spa closer to a wall socket and plug the AC power cord into a working wall socket.

Using the Foot Spa

Please read through the **Setting Up the Foot Spa** section of this user guide before continuing.

Powering ON/OFF

- Press the [⏻] button to power the foot spa ON. When powered on, the foot spa will begin its jet function.
- Press the [⏻] button again to power OFF.

Storing the Foot Spa

The foot spa should be stored in a dry, cool location, away from sources of water or heat. It is best stored in a secure box or an airtight bag to keep it free of dust (*not included*).

Cleaning the Foot Spa

Unplug the foot spa.

Using a soft, slightly damp sponge, wipe down the tank as necessary, making sure that the plug on the AC power cord does not get wet. Avoid using concentrated soaps, such as dish soap, as it may be very difficult to clean from the tank once applied.

- Do NOT allow any liquid or cleaning solutions to come into direct contact with the AC power cord or plug.
- Do NOT immerse the foot spa in water.
- Do NOT use any abrasive cleaners or chemicals on the foot spa.
- Do NOT attempt to repair any damage to the foot spa.

Questions & Customer Support

For further assistance or troubleshooting, please visit our website at SouthernTelecom.com and click on Product Support.

Legal Information



CAUTION
RISK OF ELECTRIC SHOCK
DO NOT OPEN

ATTENTION
RISQUE D'ÉLECTROCUTION
NE PAS OUVRIIR

CAUTION:
CONSULT OWNER'S MANUAL
BEFORE INSTALLATION

The lightning flash with arrowhead symbol, within an equilateral triangle is intended to alert the user to the presence of 'uninsulated 'dangerous voltage'' within the products enclosure that may be of sufficient magnitude to constitute a risk of electric shock to the persons.

The exclamation point within an equilateral triangle is intended to alert the user to the presence of important operating and maintenance (servicing) instructions in the literature accompanying the appliance.

- This product is designed for use in moderate climates. Do not use or install this unit where it would be exposed to direct sunlight or in extremely hot temperatures, or near a radiator, stove or appliance that produces heat.
- Do not take this unit into the bathroom, or near a swimming pool. Do not use it where it would expose to water, moisture, dripping or splashing.
- No objects filled with liquids, such as vases, should be placed on the product.
- No naked flame sources, such as candles, should be placed on the product.
- If water gets inside the unit. Unplug the power cord from the supply socket and consult your dealer.
- Do not handle the power cord with wet hands. To avoid electric shock, NEVER touch any internal parts. Repairs/Servicing should be left too a qualified service person.
- When connecting or disconnecting from the mains supply, hold the plug, not the cord. Pulling the cord may damage it and could be dangerous.
- Do not drop the unit, spill liquid into it or allow objects to fall in it.
- If the unit fails to operate, disconnect from the mains and consult a qualified service person.
- When plugged in, a very small current will flow. To save electricity and for safety when not using the unit for an extended period of time, it is recommended that the product is completely disconnected at the AC mains socket.
- Do not bend the cord sharply, pull or twist it.
- Do not modify the power cord in any manner.
- Do not insert any metallic object into the unit.
- Unplug the power cord when there is the possibility of lightning.
- In case of malfunction due to electrostatic discharge just reset the product (reconnect of power source may be required) to resume normal operation).

We certify that the power supply is used as a device for disconnecting the power distribution network, which should stay easily accessible.