

Legal Information

READ CAREFULLY AND KEEP THIS MANUAL

FCC Information

This device complies with Part 15 of the FCC Rules.

Caution: Any changes or modifications not expressly approved could void the user's authority to operate the equipment.

Note: This equipment has been tested and found to comply with the limits for a Class B digital device, pursuant to part 15 of the FCC Rules. These limits are designed to provide reasonable protection against harmful interference in a residential installation. This equipment generates, uses and can radiate radio frequency energy and, if not installed and used in accordance with the instructions, may cause harmful interference to radio communications. However, there is no guarantee that interference will not occur in a particular installation. If this equipment does cause harmful interference to radio or television reception, which can be determined by turning the equipment off and on, the user is encouraged to try to correct the interference by one or more of the following measures:

- Reorient or relocate the receiving antenna.
- Increase the separation between the equipment and receiver.
- Connect the equipment into an outlet on a circuit different from that to which the receiver is connected.
- Consult the dealer or an experienced radio/TV technician for help.

This device complies with Part 15 of the FCC Rules. Operation is subject to the following two conditions: (1) This device may not cause harmful interference, and (2) this device must accept any interference received, including interference that may cause undesired operation.

Rating Label Definitions

— Direct current

90-Day Limited Warranty

Territory: United States/Canada

LIMITED WARRANTY TO ORIGINAL CONSUMER

This product (including any accessories included in the original packaging) as supplied and distributed new by an authorized retailer is warranted by Southern Telecom, Inc. to the original consumer purchaser against defects in materials and workmanship ("Warranty") as follows:

To obtain warranty service:

- Visit our website at www.southerntelecom.com
- Click on **Product Support**
- Select the **Brand** of your device
- Select **Service Request** and fill out the form to begin your inquiry

Your product will be repaired or replaced, at our option, for the same or similar model of equal value if examination by the service center determines this product is defective. Products received damaged as a result of shipping will require you to file a claim with the carrier.

Warranty service not provided

This warranty does not cover damage resulting from accident, misuse, abuse, improper installation or operation, lack of reasonable care, unauthorized modification including software modifications such as the installation of custom firmware. This warranty is voided in the event any unauthorized person opens, alters or repairs this product. All products being returned to the authorized service center for repair must be suitably packaged.

NO WARRANTIES, WHETHER EXPRESS OR IMPLIED, INCLUDING, BUT NOT LIMITED TO, ANY IMPLIED WARRANTIES OF MERCHANTABILITY OR FITNESS FOR A PARTICULAR PURPOSE, OTHER THAN THOSE EXPRESSLY DESCRIBED ABOVE SHALL APPLY. DISTRIBUTOR FURTHER DISCLAIMS ALL WARRANTIES AFTER THE EXPRESS WARRANTY PERIOD STATED ABOVE. NO OTHER EXPRESS WARRANTY OR GUARANTY GIVEN BY ANY PERSON, FIRM OR ENTITY WITH RESPECT TO THE PRODUCT SHALL BE BINDING ON DISTRIBUTOR. REPAIR, REPLACEMENT, OR REFUND OF THE ORIGINAL PURCHASE PRICE - AT DISTRIBUTOR'S SOLE DISCRETION - ARE THE EXCLUSIVE REMEDIES OF THE CONSUMER. IN NO EVENT WILL DISTRIBUTOR OR ITS MANUFACTURERS BE LIABLE FOR ANY INCIDENTAL, DIRECT, INDIRECT, SPECIAL, PUNITIVE OR CONSEQUENTIAL DAMAGES (SUCH AS, BUT NOT LIMITED TO, DAMAGES FOR LOSS OF PROFITS, BUSINESS, SAVINGS, DATA OR RECORDS) CAUSED BY THE USE, MISUSE OR INABILITY TO USE THE PRODUCT. EXCEPT AS STATED HEREIN, NO OTHER WARRANTIES SHALL APPLY. NOTWITHSTANDING THE FOREGOING, CONSUMER'S RECOVERY AGAINST DISTRIBUTOR SHALL NOT EXCEED THE PURCHASE PRICE OF THE PRODUCT SOLD BY DISTRIBUTOR. THIS WARRANTY SHALL NOT EXTEND TO ANYONE OTHER THAN THE ORIGINAL CONSUMER WHO PURCHASED THE PRODUCT AND IS NOT TRANSFERABLE.

Some countries, states or provinces do not allow the exclusion or limitation of incidental or consequential damages or allow limitations on warranties, so limitation or exclusions may not apply to you. This warranty gives you specific legal rights, and you may have other rights that vary from state to state or province to province. Contact your authorized retailer to determine if another warranty applies.



All product names, trademarks, and registered trademarks are property of their respective owners. All company, product, and service names used in this document are for identification purposes only. Use of these names, trademarks, and brands does not imply endorsement.

Printed in China
Designed in USA
v2.01-2019



LOMI

Heated Foot Pillow with Vibration



Instruction Guide LOMM1504

Before You Begin...

READ CAREFULLY AND KEEP THIS MANUAL

NOT Intended for Medical Use

This product is designed as a non-professional device for comfort and relaxation. **It is not intended to be a substitute for medical attention.** If your ailments persist or worsen after use, contact your doctor immediately.

Please consult your doctor prior to using this product, if

- You are pregnant
- You have a pacemaker
- You have any concerns regarding your health

Caution

- THIS IS NOT A TOY, please keep away from children
- Keep away from water and extreme temperatures
- This product should not be used by people who are sensitive to heat or anyone who is unable to properly operate the controls
- Children and persons with reduced ability to operate the controls should not use the product except under strict supervision
- Never leave the appliance operating unattended
- Do not operate after taking pain killers, sedatives or alcohol
- The electrical and magnetic fields emitted by this unit may interfere with the function of a pacemaker. Please consult your doctor and the manufacturer of your pacemaker before using
- This unit must be checked frequently for signs of wear and tear or damage. If you detect signs of improper use of the unit, it must be inspected by the manufacturer before turning it on again.
- If the cables of this unit or the adapter is damaged, they MUST be replaced by the manufacturer, its customer service department or similarly qualified person
- Only use the supplied adapter

Questions & Customer Support



For questions, troubleshooting or any other assistance, please visit our website at SouthernTelecom.com and click on **Product Support**.

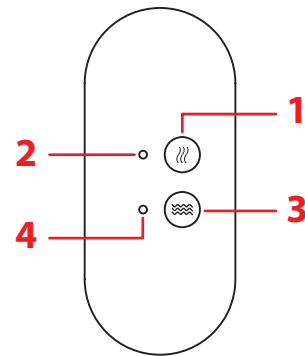
In the Box

- LOMM1504 - **Foot Pillow** (x1)
- User Manual (x1)

Location of Controls

(In-Line Control)

1. [] Button:
Power heat ON/OFF
2. Heat LED Indicator
3. [] Button:
Power vibration ON/OFF, select intensity
4. Vibration LED Indicator

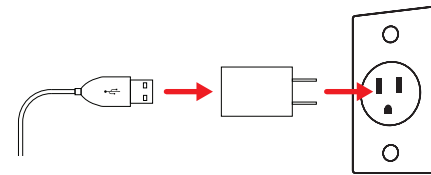


(In-Line Control)



Using the Pillow

Setting Up the Pillow





Place the pillow on a stable, dry surface, away from sources of water, heat, and wind. Plug the pillow's USB connector into the power adapter (not included), and plug into a wall socket.



Using the Heat Function

- Press the [] button to power the heat on. The heat LED indicator will **turn RED**.
- Press the [] button again to power the heat off. The heat LED indicator will turn off.
- The pillow will automatically shut off after 30 minutes.

Using the Vibration Function

- Press the [] button to power the vibration on. The vibration will automatically power on in high intensity mode, and the vibration LED indicator will **turn RED**.
- Press the [] button a second time to medium intensity. The vibration LED indicator will **turn GREEN**.
- Press the [] button a third time to low intensity. The vibration LED indicator will **turn BLUE**.
- Press the [] button a fourth time to power off. The vibration LED indicator will turn OFF.

Maintaining the Pillow

Cleaning the Pillow

Unplug the pillow and allow to cool off. Wipe down the surface of the pillow with a damp (NOT wet) cloth or sponge.

Avoid using concentrated soaps, such as dish soap, as it will be very difficult to clean from the cover once applied. Do not use any abrasive cleaners or chemicals on the pillow, as these may be very difficult to remove once applied.

WARNING: To reduce the risk of electric shock or injury:

- Do NOT immerse the pillow in water.
- Do not allow any liquid or cleaning solutions to come into direct contact with the USB connector or power adapter.
- Allow the pillow to dry off **COMPLETELY** after cleaning before plugging in and using the heat and vibration functions.

Storing the Pillow

Store the pillow in a cool, dry location, away from sources of water or heat. The pillow is best stored in a secure box or an airtight bag (*not included*) to keep it free of dust.