




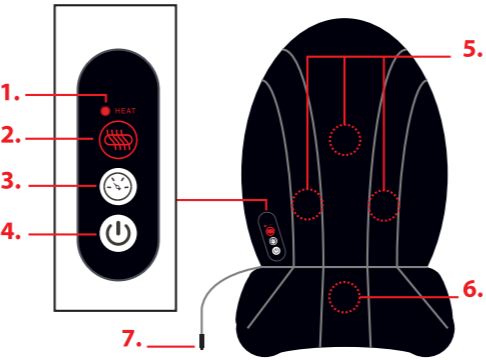
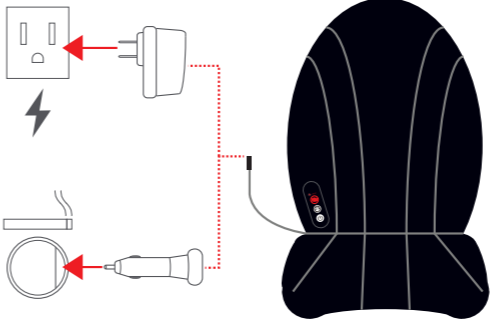



Lomi User Guide

(Front)

<h3>Legal Information</h3> <p>FCC Information This device complies with Part 15 of the FCC Rules.</p> <p>Caution: Any changes or modifications not expressly approved could void the user's authority to operate the equipment.</p> <p>Note: This equipment has been tested and found to comply with the limits for a Class B digital device, pursuant to part 15 of the FCC Rules. These limits are designed to provide reasonable protection against harmful interference in a residential installation. This equipment generates, uses and can radiate radio frequency energy and, if not installed and used in accordance with the instructions, may cause harmful interference to radio communications. However, there is no guarantee that interference will not occur in a particular installation. If this equipment does cause harmful interference to radio or television reception, which can be determined by turning the equipment off and on, the user is encouraged to try to correct the interference by one or more of the following measures:</p> <ul style="list-style-type: none"> • Reorient or relocate the receiving antenna. • Increase the separation between the equipment and receiver. • Connect the equipment into an outlet on a circuit different from that to which the receiver is connected. • Consult the dealer or an experienced radio/TV technician for help. <p>This device complies with Part 15 of the FCC Rules. Operation is subject to the following two conditions: (1) This device may not cause harmful interference, and (2) this device must accept any interference received, including interference that may cause undesired operation.</p> <p>Radiation Exposure Information This device has been evaluated to meet general RF exposure requirements. The device can be used in portable exposure conditions without restriction.</p> <p>Rating Label Definitions</p> <p> Direct Current</p> <p> This symbol represents FCC Declaration of Conformity and compliance.</p>	<h3>Limited Warranty</h3> <p>90-day Limited Warranty Territory: United States/Canada</p> <p>LIMITED WARRANTY TO ORIGINAL CONSUMER This product (including any accessories included in the original packaging) as supplied and distributed new by an authorized retailer is warranted by Southern Telecom, Inc. to the original consumer purchaser against defects in materials and workmanship ("Warranty") as follows:</p> <p>To obtain warranty service:</p> <ul style="list-style-type: none"> • Visit our website at www.southerntelecom.com • Click on Product Support • Select the Brand of your device • Select Service Request and fill out the form to begin your inquiry <p>Your product will be repaired or replaced, at our option, for the same or similar model of equal value if examination by the service center determines this product is defective. Products received damaged as a result of shipping will require you to file a claim with the carrier.</p> <p>Warranty service not provided This warranty does not cover damage resulting from accident, misuse, abuse, improper installation or operation, lack of reasonable care, unauthorized modification including software modifications such as the installation of custom firmware. This warranty is voided in the event any unauthorized person opens, alters or repairs this product. All products being returned to the authorized service center for repair must be suitably packaged.</p> <p>NO WARRANTIES, WHETHER EXPRESS OR IMPLIED, INCLUDING, BUT NOT LIMITED TO, ANY IMPLIED WARRANTIES OF MERCHANTABILITY OR FITNESS FOR A PARTICULAR PURPOSE, OTHER THAN THOSE EXPRESSLY DESCRIBED ABOVE SHALL APPLY. DISTRIBUTOR FURTHER DISCLAIMS ALL WARRANTIES AFTER THE EXPRESS WARRANTY PERIOD STATED ABOVE. NO OTHER EXPRESS WARRANTY OR GUARANTEE GIVEN BY ANY PERSON, FIRM OR ENTITY WITH RESPECT TO THE PRODUCT SHALL BE BINDING ON DISTRIBUTOR, REPAIR, REPLACEMENT, OR REFUND OF THE ORIGINAL PURCHASE PRICE - AT DISTRIBUTOR'S SOLE DISCRETION - ARE THE EXCLUSIVE REMEDIES OF THE CONSUMER. IN NO EVENT WILL DISTRIBUTOR OR ITS MANUFACTURERS BE LIABLE FOR ANY INCIDENTAL, DIRECT, INDIRECT, SPECIAL, PUNITIVE OR CONSEQUENTIAL DAMAGES (SUCH AS, BUT NOT LIMITED TO, DAMAGES FOR LOSS OF PROFITS, BUSINESS, SAVINGS, DATA OR RECORDS) CAUSED BY THE USE, MISUSE OR INABILITY TO USE THE PRODUCT, EXCEPT AS STATED HEREIN. NO OTHER WARRANTIES SHALL APPLY. NOTWITHSTANDING THE FOREGOING, CONSUMER'S RECOVERY AGAINST DISTRIBUTOR SHALL NOT EXCEED THE PURCHASE PRICE OF THE PRODUCT SOLD BY DISTRIBUTOR. THIS WARRANTY SHALL NOT EXTEND TO ANYONE OTHER THAN THE ORIGINAL CONSUMER WHO PURCHASED THE PRODUCT AND IS NOT TRANSFERABLE.</p> <p>Some countries, states or provinces do not allow the exclusion or limitation of incidental or consequential damages or allow limitations on warranties, so limitation or exclusions may not apply to you. This warranty gives you specific legal rights, and you may have other rights that vary from state to state or province to province. Contact your authorized retailer to determine if another warranty applies.</p>	 <p>All product names, trademarks, and registered trademarks are property of their respective owners. All company, product, and service names used in this document are for identification purposes only. Use of these names, trademarks, and brands does not imply endorsement.</p> <p>Printed in China/Designed in the U.S. v1.10/2020</p>	 <h2>LOMI</h2> <h3>Vibration & Heating Massage Seat Cushion</h3>  <p>User Guide LOMM1402</p>
--	---	---	---

<h3>Getting Started</h3> <p>READ ALL INSTRUCTIONS CAREFULLY BEFORE USE AND KEEP THIS MANUAL</p> <p>NOT Intended for Medical Use This product is designed as a non-professional device to warm and soothe. It is not intended to be a substitute for medical attention. If your ailments persist or worsen after use, contact your doctor immediately.</p> <p>Please consult your doctor prior to using this product, if:</p> <ul style="list-style-type: none"> • You are pregnant • You have a pacemaker • You have any concerns regarding your health <p>WARNING: Any individual who is pregnant, has a pacemaker, suffers from diabetes, phlebitis, and/or thrombosis, or is at an increased risk of developing blood clots due to recent surgery, should consult their physician before using a massaging device designed for home use.</p> <p>⚠ Important Safety Instructions</p> <ul style="list-style-type: none"> • This product is NOT a toy, keep away from children and pets. • Only use the device according to the instructions in this manual. Never use the device for anything other than its intended purpose. • Never leave the product operating unattended, especially around children. • Never use the product on open skin eruptions, swollen, or inflamed areas. • Do not operate after taking painkillers, sedatives, or alcohol. Consult your doctor before using if you take any of these medications. • This device should not be used by very young or elderly persons, or any person who has difficulty operating the controls, except under strict supervision. • Do not continuously operate for 15 minutes or longer. It is recommended to turn the product off and allow it to rest (cool) for 30 minutes before re-using. This will prolong the life of the product. • Do not open this product or attempt to repair the unit yourself should it not be working. Doing so risks fire, shock or injury. • Unplug the power cable when not in use. • Do not use if device is damaged. If device or power cable is damaged, it MUST be serviced or replaced by the manufacturer or its service agent before using again. • Do not expose device to extreme temperatures (heat or cold), open flames, humid or wet conditions. • Do not submerge in water. Do not use in a location where the device or power cable could fall into liquid. • Do not pull the power cable to disconnect, or use the cable as a handle. • Do not plug the USB power connector into the USB power port of a car. Power through the car's cigarette lighter ONLY. 	<h3>Location of Controls</h3> <p>In the Box</p> <ul style="list-style-type: none"> • LOMM1402 - Massager (x1) • User Manual (x1) <p>Location of Controls Control Panel</p> <ol style="list-style-type: none"> 1. Heat LED 2. [HEAT] Button - Heat button 3. [MODE] Button - Mode button 4. [POWER] Button - Power button <p>Massager</p> <ol style="list-style-type: none"> 5. Back Massager Nodes 6. Heating Pad 7. USB Power Connector  <p>Questions & Support If you have any questions or problems concerning this product, please visit our website at SouthernTelecom.com and click on Product Support.</p>	<h3>Getting Started</h3> <p>Setting Up Place the massager on a car seat or chair and secure with the velcro straps.</p> <p>For Home Use, plug the attached USB power connector into a USB power source, or into a 5V USB adapter and plug into a wall outlet.</p>  <p>Warning: Do not plug the attached USB connector into your car's built-in USB power port. This can damage the device or the USB port. Use with an adapter that plugs into the cigarette lighter ONLY.</p> <p>For Car Use, plug the attached USB power connector into a car adapter and plug into the car's cigarette lighter.</p> <p>Using the Massager</p> <ul style="list-style-type: none"> • Press the [POWER] button on the control panel to turn the massager ON or OFF. • When powered on, press the [MODE] button on the control panel to cycle through the 4 massage modes. • When powered on, press the [HEAT] button to turn the Heat function ON. The LED indicator will light up RED when the Heat function is on. 	<h3>Maintenance</h3> <p>Storing the Massager The massager should be stored in a dry, cool location, away from sources of water or heat. It is best stored in an airtight box or bag (<i>not included</i>) to keep it free of dust.</p> <p>Cleaning the Massager To clean the massager, unplug the massager and let the pad cool down if the heating function was just used.</p> <p>Wipe the pad down with a soft, slightly damp sponge. Avoid using concentrated soaps, such as dish soap, as it will be very difficult to clean from the pads once applied.</p> <ul style="list-style-type: none"> • Do NOT allow any liquid or cleaning solutions to come into direct contact with the massager. • Do NOT immerse massager in water. • Do NOT use any abrasive cleaners or chemicals on the pad. • Do NOT attempt to repair any damage to the massager.  <p>Do not use any soap, detergent, or bleach to clean</p>
---	---	--	--

(Back)