



LOMI

Himalayan Salt  
Rock Speaker



Instruction Guide  
LOMDS46

# Before You Begin...

## Caution

To ensure safe and proper use, read all safety information before using the device. Only use with manufacturer-approved batteries, chargers, accessories, and supplies.

- **READ CAREFULLY AND KEEP THIS MANUAL**
- **THIS IS NOT A TOY**, Please keep away from children
- Low power may cause poor Bluetooth connection or sound distortion
- Do not overcharge the battery
- Do not expose the unit to extreme temperatures (heat or cold), open flames, humid conditions, or wet conditions.
- Do not submerge in water.
- Do not open this product or attempt to repair the unit yourself should it not be working.
- Do not allow the USB ports, power jack or other inputs of the device to be exposed to dust, or water, or come into contact with any conductive materials such as liquids, metallic powders, etc.
- This device contains a built-in battery which should not be disposed of with regular household waste. Always follow all local laws and regulations in disposing of batteries.

## Questions & Support

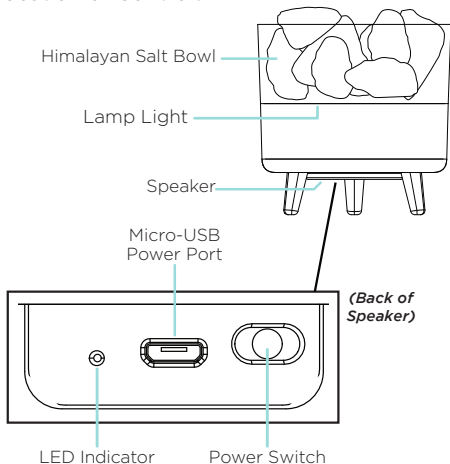
If you have any questions or problems concerning this product, please visit our website at [customersupport123.com](http://customersupport123.com) and click on **Support**.

## In the Box

- LOMDS46 - **Wireless Speaker** (x1)
- 14 oz Himalayan Salt Rock (x1)
- 5 mL Lavender Essential Oil (x1)
- Micro-USB Power Cable (x1)
- User Manual (x1)

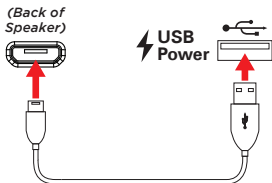
# Getting Started

## Location of Controls




## Connecting to Power

1. Plug the small connector of the supplied micro-USB power cable into the power port on the back of the speaker.
2. Plug the large connector into a USB power source, such as the USB port on a computer or into a **5V USB adapter** (not included).
3. The LED indicator will **turn RED** while the speaker is connected to power.



## Setting Up

1. One by one, remove the Himalayan pink salt rocks from their bag and place them carefully in the bowl on the top of the speaker.
2. Place a few drops of essential oil on the rocks.



**Warning:** Keep the speaker away from water. Never put water in the bowl, or submerge in water.

## Using the Speaker & Lamp

- Move the **[Power]** switch to the right position to power the lamp light and speaker ON. A tone will be heard, and the speaker will automatically enter Bluetooth mode and re-pair to any previously-paired device in range.
- Move the **[Power]** switch to the left position to power the lamp light and speaker OFF.



## Playing Music

To listen to music on your speaker, make sure you are paired to a Bluetooth-enabled device. If you are pairing for the first time, see the **Pairing the Speaker** section below.

Once paired, all media playback and volume adjustment will be controlled through your connected device.

## Pairing the Speaker

1. Power the speaker ON. A tone will be heard and the speaker will enter Bluetooth pairing mode.
2. Set your smart device to search for Bluetooth devices. Select **LOMDS46** when it appears on the list of found devices.
3. Once successfully paired, a tone will be heard and your device will show that it is connected.

# Compliance Information

## FCC Information

This device complies with Part 15 of the FCC Rules.

**Caution:** Any changes or modifications not expressly approved could void the user's authority to operate the equipment.

**Note:** This equipment has been tested and found to comply with the limits for a Class B digital device, pursuant to part 15 of the FCC Rules. These limits are designed to provide reasonable protection against harmful interference in a residential installation. This equipment generates, uses and can radiate radio frequency energy and, if not installed and used in accordance with the instructions, may cause harmful interference to radio communications. However, there is no guarantee that interference will not occur in a particular installation. If this equipment does cause harmful interference to radio or television reception, which can be determined by turning the equipment off and on, the user is encouraged to try to correct the interference by one or more of the following measures:

- Reorient or relocate the receiving antenna.
- Increase the separation between the equipment and receiver.
- Connect the equipment into an outlet on a circuit different from that to which the receiver is connected.
- Consult the dealer or an experienced radio/TV technician for help.

## Radiation Exposure Information

This device has been evaluated to meet general RF exposure requirements. The device can be used in portable exposure conditions without restriction.

## Rating Label Definitions

 Direct current symbol



This symbol signifies that this is a wireless device powered by Bluetooth® technology. The Bluetooth® word mark and logos are registered trademarks owned by the Bluetooth SIG, Inc. and any use of such marks by Southern Telecom is under license.

# Warranty Information

## 90-Day Limited Warranty

Territory: United States

### LIMITED WARRANTY TO ORIGINAL CONSUMER

This product as supplied and distributed new by an authorized retailer is warranted by Southern Telecom, Inc. to the original consumer purchaser against defects in materials and workmanship ("Warranty") as follows:

#### To obtain warranty service:

- Visit our customer support portal: [www.customersupport123.com](http://www.customersupport123.com) and select "Support".
- Select the brand, fill out the corresponding form (exchanges require dated proof of purchase from an authorized retailer) then submit your request.

Your product will be repaired or replaced, at our option, for the same or similar model of equal value if examination by the service center determines this product is defective. Products received damaged as a result of shipping will require you to file a claim with the carrier.

#### Warranty service not provided

This warranty does not cover damage resulting from accident, misuse, abuse, improper installation or operation, lack of reasonable care, unauthorized modification including software modifications such as the installation of custom firmware. This warranty is voided in the event any unauthorized person opens, alters or repairs this product. All products being returned to the authorized service center for repair must be suitably packaged.

NO WARRANTIES, WHETHER EXPRESS OR IMPLIED, INCLUDING, BUT NOT LIMITED TO, ANY IMPLIED WARRANTIES OF MERCHANTABILITY OR FITNESS FOR A PARTICULAR PURPOSE, OTHER THAN THOSE EXPRESSLY DESCRIBED ABOVE SHALL APPLY. DISTRIBUTOR FURTHER DISCLAIMS ALL WARRANTIES AFTER THE EXPRESS WARRANTY PERIOD STATED ABOVE. NO OTHER EXPRESS WARRANTY OR GUARANTY GIVEN BY ANY PERSON, FIRM OR ENTITY WITH RESPECT TO THE PRODUCT SHALL BE BINDING ON DISTRIBUTOR. REPAIR, REPLACEMENT, OR REFUND OF THE ORIGINAL PURCHASE PRICE - AT DISTRIBUTOR'S SOLE DISCRETION - ARE THE EXCLUSIVE REMEDIES OF THE CONSUMER. IN NO EVENT WILL DISTRIBUTOR OR ITS MANUFACTURERS BE LIABLE FOR ANY INCIDENTAL, DIRECT, INDIRECT, SPECIAL, PUNITIVE OR CONSEQUENTIAL DAMAGES (SUCH AS, BUT NOT LIMITED TO, DAMAGES FOR LOSS OF PROFITS, BUSINESS, SAVINGS, DATA OR RECORDS) CAUSED BY THE USE, MISUSE OR INABILITY TO USE THE PRODUCT. EXCEPT AS STATED HEREIN, NO OTHER WARRANTIES SHALL APPLY. NOTWITHSTANDING THE FOREGOING, CONSUMER'S RECOVERY AGAINST DISTRIBUTOR SHALL NOT EXCEED THE PURCHASE PRICE OF THE PRODUCT SOLD BY DISTRIBUTOR. THIS WARRANTY SHALL NOT EXTEND TO ANYONE OTHER THAN THE ORIGINAL CONSUMER WHO PURCHASED THE PRODUCT AND IS NOT TRANSFERABLE.

Some countries, states or provinces do not allow the exclusion or limitation of incidental or consequential damages or allow limitations on warranties, so limitation or exclusions may not apply to you. This warranty gives you specific legal rights, and you may have other rights that vary from state to state or province to province. Contact your authorized retailer to determine if another warranty applies.

**All product names, trademarks, and registered trademarks are property of their respective owners. All company, product, and service names used in this document are for identification purposes only. Use of these names, trademarks, and brands does not imply endorsement.**