




Lomi User Guide (Cover)

(Front)

<h3>Warranty Information</h3> <p>90-Day Limited Warranty Territory: United States/Canada</p> <p>LIMITED WARRANTY TO ORIGINAL CONSUMER This product as supplied and distributed new by an authorized retailer is warranted by Southern Telecom, Inc. to the original consumer purchaser against defects in materials and workmanship ("Warranty") as follows:</p> <p>To obtain warranty service:</p> <ul style="list-style-type: none">• Visit our customer support portal www.customersupport123.com• Select the brand and model of your device• Select "Service Request" and fill out the form to begin your inquiry• Exchanges require dated proof of purchase from an authorized retailer <p>Your product will be repaired or replaced, at our option, for the same or similar model of equal value if examination by the service center determines this product is defective. Products received damaged as a result of shipping will require you to file a claim with the carrier.</p> <p>Warranty service not provided This warranty does not cover damage resulting from accident, misuse, abuse, improper installation or operation, lack of reasonable care, unauthorized modification including software modifications such as the installation of custom firmware. This warranty is voided in the event any unauthorized person opens, alters or repairs this product. All products being returned to the authorized service center for repair must be suitably packaged.</p> <p>NO WARRANTIES, WHETHER EXPRESS OR IMPLIED, INCLUDING, BUT NOT LIMITED TO, ANY IMPLIED WARRANTIES OF MERCHANTABILITY OR FITNESS FOR A PARTICULAR PURPOSE, OTHER THAN THOSE EXPRESSLY DESCRIBED ABOVE SHALL APPLY. DISTRIBUTOR FURTHER DISCLAIMS ALL WARRANTIES AFTER THE EXPRESS WARRANTY PERIOD STATED ABOVE. NO OTHER EXPRESS WARRANTY OR GUARANTY GIVEN BY ANY PERSON, FIRM OR ENTITY WITH RESPECT TO THE PRODUCT SHALL BE BINDING ON DISTRIBUTOR, REPAIR, REPLACEMENT, OR REFUND OF THE ORIGINAL PURCHASE PRICE - AT DISTRIBUTOR'S SOLE DISCRETION - ARE THE EXCLUSIVE REMEDIES OF THE CONSUMER. IN NO EVENT WILL DISTRIBUTOR OR ITS MANUFACTURERS BE LIABLE FOR ANY INCIDENTAL, DIRECT, INDIRECT, SPECIAL, PUNITIVE OR CONSEQUENTIAL DAMAGES (SUCH AS, BUT NOT LIMITED TO, DAMAGES FOR LOSS OF PROFITS, BUSINESS, SAVINGS, DATA OR RECORDS) CAUSED BY THE USE, MISUSE OR INABILITY TO USE THE PRODUCT, EXCEPT AS STATED HEREIN. NO OTHER WARRANTIES SHALL APPLY. NOTWITHSTANDING THE FOREGOING, CONSUMER'S RECOVERY AGAINST DISTRIBUTOR SHALL NOT EXCEED THE PURCHASE PRICE OF THE PRODUCT SOLD BY DISTRIBUTOR. THIS WARRANTY SHALL NOT EXTEND TO ANYONE OTHER THAN THE ORIGINAL CONSUMER WHO PURCHASED THE PRODUCT AND IS NOT TRANSFERABLE.</p> <p>Some countries, states or provinces do not allow the exclusion or limitation of incidental or consequential damages or allow limitations on warranties, so limitation or exclusions may not apply to you. This warranty gives you specific legal rights, and you may have other rights that vary from state to state or province to province. Contact your authorized retailer to determine if another warranty applies.</p> <p>All product names, trademarks, and registered trademarks are property of their respective owners. All company, product, and service names used in this document are for identification purposes only. Use of these names, trademarks, and brands does not imply endorsement.</p> <p>Printed in China Designed in the U.S. v1.12/2020</p>	 <p>LOMI Portable Fan Nail Dryer</p>  <p>User Guide LOMDR906</p>
---	---

<h3>Before You Begin...</h3> <p>READ CAREFULLY AND KEEP THIS MANUAL</p> <p>Caution</p> <ul style="list-style-type: none">• THIS IS NOT A TOY, please keep away from children.• Do not attempt to disassemble, modify, or repair the device. There are no user-serviceable parts.• Keep away from open flames, water, moisture, and extreme heat or cold.• Supervision is recommended when this appliance is used by individuals with certain disabilities.• Use this appliance only for its intended use as described in this manual. DO NOT use attachments not recommended by the manufacturer.• Never operate this appliance if it is not working properly or if it has been dropped or damaged.• Keep the appliance away from heated surfaces.• Do not open this product or attempt to repair the unit yourself. <p>Questions & Support If you have any questions or problems concerning this product, please visit our website at customersupport123.com and click on the Brand of your product.</p> <p>In the Box</p> <ul style="list-style-type: none">• Fan Nail Dryer (x1)• Instruction Manual (x1)	<h3>Getting Started</h3> <p>Installing Batteries</p> <ol style="list-style-type: none">1. Remove the battery cover on the back of the nail dryer.2. Install two (2) 3V AA-sized batteries (<i>not included</i>) into the battery compartment, following the polarity (+/-) diagram in the compartment.3. Replace the battery cover. <p>Using the Nail Dryer Install batteries.</p> <p>After painting your nails, place your hand or foot into the opening of the nail dryer, with your nails facing up.</p> <p>Press down on the ON/OFF panel underneath your hand or foot. The nail dryer fan will power ON and blow air for as long as you hold down the ON/OFF panel.</p> <p>To turn the dryer OFF, remove your hand or foot from the ON/OFF panel. The nail dryer fan will automatically power OFF.</p>  <p>ON/OFF Panel</p>
--	--

(Back)