



LOMI



Instruction Manual

RUGGED WIRELESS SPEAKER
64 OZ WATER JUG

LOMD3003

Before You Begin...

READ CAREFULLY AND KEEP THIS MANUAL

Customer Support

For any questions or problems with your product, please visit our website at **customersupport123.com**.

Caution

To ensure safe and proper use, read all safety information before using the device. Only use with manufacturer-approved batteries, chargers, accessories, and supplies.

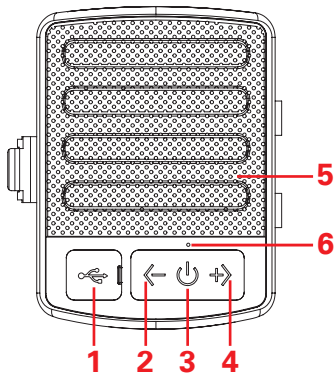
- **THIS DEVICE IS NOT A TOY**, do NOT allow children or pets to use or play with this device.
- Do not disassemble, modify, or repair the device.
- Do not expose to extreme temperatures (heat or cold), open flames, humid, or wet conditions.
- Do not submerge in water.
- Low power may cause poor Bluetooth connection or sound distortion.
- Do not overcharge battery.
- If using with a USB adapter, make sure the adapter is not damaged.
- Do not allow the USB port or the connectors of the supplied USB cable to be exposed to dust or water, or to come into contact with any conductive materials such as liquids, metallic powders, etc.
- This device contains built-in batteries which should not be disposed of with regular household waste.

In the Box

- LOMD3003 - **Wireless Speaker Water Jug** (x1)
- Micro-USB Charging Cable (x1)
- User Manual (x1)

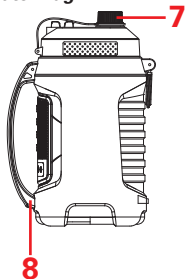
Location of Controls

Speaker Component Close View



1. Micro-USB Charging Port & Charging LED Indicator
2. ← Button:
Press: Skip to previous track
Press + hold: Decrease volume
3. ⏻ Button
Press: Play/pause, answer/end call
Press + hold: Power ON/OFF

Water Jug



4. → Button:
Press: Skip to next track
Press + hold: Increase volume
5. Microphone
6. Bluetooth LED Indicator
7. Water Jug Cap
8. Water Jug Handle

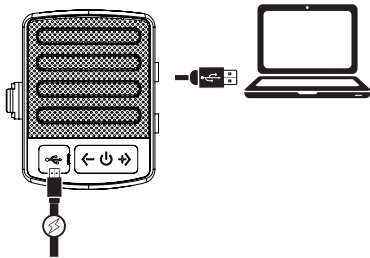
Getting Started

Charging the Speaker

Plug the small connector of the supplied micro-USB charging cable into the charging port on the speaker. Plug the large connector into a USB power source such as the USB port on a computer, or into a **5V USB power adapter** (not included).

The charging LED indicator will **turn RED** while charging and turn OFF when fully charged.



When the speaker is low on power, a tone will be heard indicating that it needs to be recharged.



Warning:

- **Do NOT submerge the speaker in water.**
- Do not get the charging port wet. Make sure it is completely dry before attempting to charge.

Powering ON/OFF

- Press + hold the  button to power ON. A tone will be heard, and the speaker will enter Bluetooth pairing mode. It will automatically re-pair to any nearby, previously-paired device with Bluetooth enabled.
- Press + hold the  button to power OFF.






Playing Music

To play music on the speaker, you must be paired to a Bluetooth device. See the Bluetooth Pairing section below for instructions.

Bluetooth Pairing




1. Power the speaker ON. A tone will be heard and the speaker will enter Bluetooth pairing mode.
2. Set your mobile device to search for Bluetooth devices. When it appears, select **LOMD3003** from the list of found devices.
3. After a successful pairing, a tone will be heard and you will be able to play music on the speaker.

In Bluetooth mode, playback and volume can be adjusted by the controls on the front of the speaker, or by the controls on your paired device.

- Press the  button to pause and resume playback.
- Press the  and  buttons to skip tracks.
- Press + hold the  and  buttons to adjust volume.

Phone Calls

When the speaker is paired to a phone via Bluetooth, the below phone functions can be used through the speaker controls.

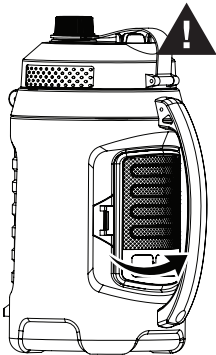
- Press the  button to answer an incoming phone call. Press again to end the call.
- Press + hold the  button to reject an incoming call.
- 2x Press the  button to redial the last outgoing phone number.

Using the LED Lights

The speaker's built-in LED lights will automatically power ON when the speaker is powered on.

- When music is not playing, the LED lights will cycle through 6 different colors.
- When music is playing, the LED light will dance when playing music. For best results, turn up the volume.

Cleaning Instructions



- To clean the water jug, remove the speaker from the jug body. The jug **MUST** be cleaned separately to avoid damage to the speaker.
- Hand wash is recommended.
- Use non-abrasive cleaner.
- To clean the speaker, wipe with a damp cloth only. Never submerge the speaker in water.

Compliance Information

FCC Information

This device complies with Part 15 of the FCC Rules.

Caution: Any changes or modifications not expressly approved could void the user's authority to operate the equipment.

Note: This equipment has been tested and found to comply with the limits for a Class B digital device, pursuant to part 15 of the FCC Rules. These limits are designed to provide reasonable protection against harmful interference in a residential installation. This equipment generates, uses and can radiate radio frequency energy and, if not installed and used in accordance with the instructions, may cause harmful interference to radio communications. However, there is no guarantee that interference will not occur in a particular installation. If this equipment does cause harmful interference to radio or television reception, which can be determined by turning the equipment off and on, the user is encouraged to try to correct the interference by one or more of the following measures:

- Reorient or relocate the receiving antenna.
- Increase the separation between the equipment and receiver.
- Connect the equipment into an outlet on a circuit different from that to which the receiver is connected.
- Consult the dealer or an experienced radio/TV technician for help.

This device complies with Part 15 of the FCC Rules. Operation is subject to the following two conditions: (1) This device may not cause harmful interference, and (2) this device must accept any interference received, including interference that may cause undesired operation.

Radiation Exposure Information

The device has been evaluated to meet general RF exposure requirement. The device can be used in portable exposure condition without restriction.

WARNING Li-ion Battery Inside

This product is fitted with a Li-ion battery. Do not damage, open, or dismantle the battery and do not use it in damp and/or corrosive conditions. Use only with compatible chargers. Never dispose of batteries in a fire, and never expose them to high temperatures. Do not expose the product to temperatures exceeding 60°C (140°F).



Rating Label Definitions

— Direct current symbol.



This symbol signifies the product must not be discarded as household waste, and should be delivered to an appropriate collection facility for recycling. Proper disposal and recycling helps protect natural resources, human health and the environment.



This symbol signifies and declares that this equipment has battery charging which complies with California CEC and energy efficiency.



Bluetooth This symbol signifies that this is a wireless device powered by Bluetooth® technology.

Warranty Information

90-Day Limited Warranty

Territory: United States/Canada

LIMITED WARRANTY TO ORIGINAL CONSUMER

This product as supplied and distributed new by an authorized retailer is warranted by Southern Telecom, Inc. to the original consumer purchaser against defects in materials and workmanship ("Warranty") as follows:

To obtain warranty service:

- Visit our customer support portal: www.customersupport123.com
- Select the brand and model of your device
- Select "Service Request" and fill out the form to begin your inquiry
- Exchanges require dated proof of purchase from an authorized retailer

Your product will be repaired or replaced, at our option, for the same or similar model of equal value if examination by the service center determines this product is defective. Products received damaged as a result of shipping will require you to file a claim with the carrier.

Warranty service not provided

This warranty does not cover damage resulting from accident, misuse, abuse, improper installation or operation, lack of reasonable care, unauthorized modification including software modifications such as the installation of custom firmware. This warranty is voided in the event any unauthorized person opens, alters or repairs this product. All products being returned to the authorized service center for repair must be suitably packaged.

NO WARRANTIES, WHETHER EXPRESS OR IMPLIED, INCLUDING, BUT NOT LIMITED TO, ANY IMPLIED WARRANTIES OF MERCHANTABILITY OR FITNESS FOR A PARTICULAR PURPOSE, OTHER THAN THOSE EXPRESSLY DESCRIBED ABOVE SHALL APPLY. DISTRIBUTOR FURTHER DISCLAIMS ALL WARRANTIES AFTER THE EXPRESS WARRANTY PERIOD STATED ABOVE. NO OTHER EXPRESS WARRANTY OR GUARANTY GIVEN BY ANY PERSON, FIRM OR ENTITY WITH RESPECT TO THE PRODUCT SHALL BE BINDING ON DISTRIBUTOR. REPAIR, REPLACEMENT, OR REFUND OF THE ORIGINAL PURCHASE PRICE - AT DISTRIBUTOR'S SOLE DISCRETION - ARE THE EXCLUSIVE REMEDIES OF THE CONSUMER. IN NO EVENT WILL DISTRIBUTOR OR ITS MANUFACTURERS BE LIABLE FOR ANY INCIDENTAL, DIRECT, INDIRECT, SPECIAL, PUNITIVE OR CONSEQUENTIAL DAMAGES (SUCH AS, BUT NOT LIMITED TO, DAMAGES FOR LOSS OF PROFITS, BUSINESS, SAVINGS, DATA OR RECORDS) CAUSED BY THE USE, MISUSE OR INABILITY TO USE THE PRODUCT EXCEPT AS STATED HEREIN. NO OTHER WARRANTIES SHALL APPLY. NOTWITHSTANDING THE FOREGOING, CONSUMER'S RECOVERY AGAINST DISTRIBUTOR SHALL NOT EXCEED THE PURCHASE PRICE OF THE PRODUCT SOLD BY DISTRIBUTOR. THIS WARRANTY SHALL NOT EXTEND TO ANYONE OTHER THAN THE ORIGINAL CONSUMER WHO PURCHASED THE PRODUCT AND IS NOT TRANSFERABLE.

Some countries, states or provinces do not allow the exclusion or limitation of incidental or consequential damages or allow limitations on warranties, so limitation or exclusions may not apply to you. This warranty gives you specific legal rights, and you may have other rights that vary from state to state or province to province. Contact your authorized retailer to determine if another warranty applies.

All product names, trademarks, and registered trademarks are property of their respective owners. All company, product, and service names used in this document are for identification purposes only. Use of these names, trademarks, and brands does not imply endorsement.

Designed in US
Printed in China
v1. 02-2022