



LOMI

**2-IN-1 SMART MUG WARMER
AND QI WIRELESS CHARGER**



User Guide
LOMD3002

Before You Begin...

READ CAREFULLY AND KEEP THIS MANUAL

Caution

- **THIS IS NOT A TOY, KEEP AWAY FROM CHILDREN & PETS.**
- **WARNING: Bottom of mug gets hot, and can cause burns or fire. Keep away from skin and flammable substances.**
- Do NOT leave powering/charging overnight or unsupervised. Unplug when not in use.
- Do NOT expose to water, fire, high temperatures, or humidity. Do not submerge in water.
- Do not operate inside a heated oven.
- Do not touch with wet hands.
- Always use caution when moving hot liquids.
- Do not drop or cause an impact to the device.
- Do not use or store the device in temperatures lower than 5°C or higher than 35°C.
- Do not disassemble, open, or attempt to repair this product under any circumstances. There are no user-serviceable parts.
- **Do NOT place any metal object onto the charging pad.**
- Magnetic strip cards, including credit cards, phone cards, identification cards and boarding passes may be damaged by the magnetic field if placed on or near this device.
- Do not place this device on or near a microwave or similar appliance.
- Do not allow the USB port or the connectors of the supplied USB cable or adapter to be exposed to dust, or water, or come into contact with any conductive materials such as liquids, metallic powders, etc.

Questions & Support

If you have any questions or problems concerning this product, please visit our website at customersupport123.com.

In the Box

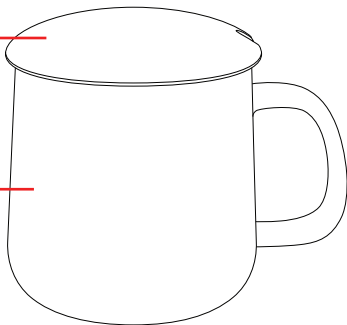
- Ceramic Mug with Lid (x1)
- Qi-Enabled Wireless Charging Pad (x1)
- USB-C Power Cable (x1)
- USB Adapter (x1)
- User Manual

Getting Started

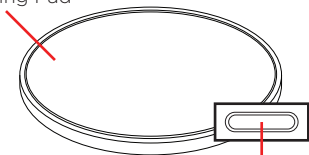
Location of Controls

Lid

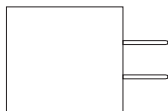
Mug



Qi Wireless
Charging Pad/
Mug Warming Pad




USB-C
Power
Port



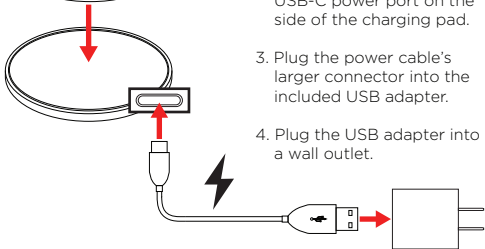
USB Adapter



Setting Up



1. Remove all items from the box. Choose a stable, solid location near a wall outlet to set up the charging/power pad.
2. Plug the smaller connector of the included USB-C power cable into the USB-C power port on the side of the charging pad.
3. Plug the power cable's larger connector into the included USB adapter.
4. Plug the USB adapter into a wall outlet.



5. When the charging/power pad is connected to power, the LED indicator will flash BLUE and GREEN for 3 seconds, and then turn solid GREEN.

Using the Mug

Set up the power/charging pad according to the above instructions. Place the mug in the center of the power pad. It will begin heating up.



CAUTION: Burn Warning:
Mug can become very hot. KEEP AWAY FROM CHILDREN AND PETS. Do not touch bottom of mug. Keep away from flammable material. Always stir and test liquid before drinking.

Note: The power pad's LED indicator will flash BLUE and GREEN when the mug is too hot. **Please remove from power pad when this happens.** The wireless pad may automatically power OFF if it gets too hot.





Wireless Charging

Note: This wireless charging pad works with Qi-enabled devices ONLY. See the **Charging Pad Compatibility** section of this manual for more information.

1. Connect the power/charging to power according to the setup instructions on the previous page. The LED indicator will light up solid GREEN when the power/charging pad is in standby mode.
2. Place your device face up in the center of the charging pad. If your device does not begin charging, try repositioning it on the charging pad. You may need to remove your case.



LED Indicator

-  **GREEN**
Standby - Not Charging
-  **BLUE**
Charging
-  **GREEN**
Finished Charging
-  **Flashing BLUE & GREEN**
Foreign/Metal Object or Overheat

3. The charging pad's LED indicator will light up solid BLUE when your device is charging, and turn solid GREEN when your device is fully charged.

Warning: Do NOT place any metal object onto the charging pad. If a metal or foreign object is placed on the charging pad, the lamp LED indicator will flash BLUE and GREEN as a warning. If the wireless charging pad overheats, it will automatically power OFF and will flash BLUE as a warning.

When the wireless pad is in protection mode, please re-set up the power/charging pad, then place the mug in the center of the power pad.

Cleaning

Unplug and allow to cool down completely before attempting to store or clean.

- Do not leave submerged in water.
- The ceramic mug is hand wash only. Hand dry with a towel after washing.
- The wireless charging/power pad should be cleaned by wiping the surface with a dry or damp cloth only. Never submerge in water or clean with liquids.

Storage

Allow to cool down completely before storing. Store parts in a cool, dry location, away from sources of wind and water.

Tech Specs

Power:	15W
Power Pad Input:	5.0V 3A / 9V 2.22A
Output:	5W / 7.5W / 10W /15W
Conversion Rate:	75%
Working Frequency:	110-205 kHz
Input:	USB-C
Power Pad Size:	100 x 8 mm
Mug Size:	88 x 129 x 86 mm

Charging Pad Compatibility

LOMD3002 is compatible Qi-enabled devices, such as:

iPhone 12 Pro Max, iPhone 12 Pro, iPhone 12, iPhone 11 Pro Max, iPhone 11, iPhone XR, iPhone XS Max, iPhone XS, iPhone 8, iPhone 8 Plus, iPhone X, Samsung Galaxy Note 8, Samsung Galaxy S8+, Samsung Galaxy S8, Samsung Note 7, Samsung S7, Samsung S7 Edge, Samsung S6 Edge+, Samsung Note 5, Samsung S6, Samsung S6 Edge, Asus Padfone S, Blackberry Z30, Blackberry Classic, Cat Catphone S50, Dewalt MIL810G, Google Nexus 4/5/6/7, HP Elite X3, HTC 8X, HTC Droid DNA, HTC Thunderbolt, LG Optimus G Pro, LG G4/G3/G6/V30, Kyocera Hydro Elite, Kyocera Urbano L01/L03, Kyocera Torque / Torque G02, Lumia 950XL/950/950 Dual Sim, Motorola Droid Max/Mini/Turbo, Moto 360, M.T.T Master, M.T.T Master 4G, Nokia Lumia 735/830/920/928/930/1520, Saygus V Squared, Sony Xperia Z4V/Z3V, Sony BSP10, Techdy Basic Bear, Vertu Signature Touch, Yotaphone 2
...and more.

Please check your mobile device's user manual to see if it is compatible with the Qi charging standard. This item is NOT compatible with AirFuel/PMA charging standards.

Compliance Information

FCC Information

This device complies with Part 15 of the FCC Rules.

Caution: Any changes or modifications not expressly approved could void the user's authority to operate the equipment.

Note: This equipment has been tested and found to comply with the limits for a Class B digital device, pursuant to part 15 of the FCC Rules. These limits are designed to provide reasonable protection against harmful interference in a residential installation. This equipment generates, uses and can radiate radio frequency energy and, if not installed and used in accordance with the instructions, may cause harmful interference to radio communications. However, there is no guarantee that interference will not occur in a particular installation. If this equipment does cause harmful interference to radio or television reception, which can be determined by turning the equipment off and on, the user is encouraged to try to correct the interference by one or more of the following measures:

- Reorient or relocate the receiving antenna.
- Increase the separation between the equipment and receiver.
- Connect the equipment into an outlet on a circuit different from that to which the receiver is connected.
- Consult the dealer or an experienced radio/TV technician for help.

This device complies with Part 15 of the FCC Rules. Operation is subject to the following two conditions: (1) This device may not cause harmful interference, and (2) this device must accept any interference received, including interference that may cause undesired operation.

This product complies with the requirements for Part 18 of the FCC Rules. Although this product complies with FCC, it may interfere with other devices. If this product is found to interfere with another device, separate the other device and this product.

Radiation Exposure Information

This device has been evaluated to meet general RF exposure requirements. The device can be used in portable exposure conditions without restriction.

Rating Label Definitions



Direct current symbol.



This symbol represents FCC Declaration of Conformity and compliance.

Warranty Information

90-Day Limited Warranty

Territory: United States/Canada

LIMITED WARRANTY TO ORIGINAL CONSUMER

This product as supplied and distributed new by an authorized retailer is warranted by Southern Telecom, Inc. to the original consumer purchaser against defects in materials and workmanship ("Warranty") as follows:

To obtain warranty service:

- Visit our customer support portal: www.customersupport123.com
- Select the brand and model of your device
- Select "Service Request" and fill out the form to begin your inquiry
- Exchanges require dated proof of purchase from an authorized retailer

Your product will be repaired or replaced, at our option, for the same or similar model of equal value if examination by the service center determines this product is defective. Products received damaged as a result of shipping will require you to file a claim with the carrier.

Warranty service not provided

This warranty does not cover damage resulting from accident, misuse, abuse, improper installation or operation, lack of reasonable care, unauthorized modification including software modifications such as the installation of custom firmware. This warranty is voided in the event any unauthorized person opens, alters or repairs this product. All products being returned to the authorized service center for repair must be suitably packaged.

NO WARRANTIES, WHETHER EXPRESS OR IMPLIED, INCLUDING, BUT NOT LIMITED TO, ANY IMPLIED WARRANTIES OF MERCHANTABILITY OR FITNESS FOR A PARTICULAR PURPOSE, OTHER THAN THOSE EXPRESSLY DESCRIBED ABOVE SHALL APPLY. DISTRIBUTOR FURTHER DISCLAIMS ALL WARRANTIES AFTER THE EXPRESS WARRANTY PERIOD STATED ABOVE. NO OTHER EXPRESS WARRANTY OR GUARANTY GIVEN BY ANY PERSON, FIRM OR ENTITY WITH RESPECT TO THE PRODUCT SHALL BE BINDING ON DISTRIBUTOR. REPAIR, REPLACEMENT, OR REFUND OF THE ORIGINAL PURCHASE PRICE - AT DISTRIBUTOR'S SOLE DISCRETION - ARE THE EXCLUSIVE REMEDIES OF THE CONSUMER. IN NO EVENT WILL DISTRIBUTOR OR ITS MANUFACTURERS BE LIABLE FOR ANY INCIDENTAL, DIRECT, INDIRECT, SPECIAL, PUNITIVE OR CONSEQUENTIAL DAMAGES (SUCH AS, BUT NOT LIMITED TO, DAMAGES FOR LOSS OF PROFITS, BUSINESS, SAVINGS, DATA OR RECORDS) CAUSED BY THE USE, MISUSE OR INABILITY TO USE THE PRODUCT. EXCEPT AS STATED HEREIN, NO OTHER WARRANTIES SHALL APPLY. NOTWITHSTANDING THE FOREGOING, CONSUMER'S RECOVERY AGAINST DISTRIBUTOR SHALL NOT EXCEED THE PURCHASE PRICE OF THE PRODUCT SOLD BY DISTRIBUTOR. THIS WARRANTY SHALL NOT EXTEND TO ANYONE OTHER THAN THE ORIGINAL CONSUMER WHO PURCHASED THE PRODUCT AND IS NOT TRANSFERABLE.

Some countries, states or provinces do not allow the exclusion or limitation of incidental or consequential damages or allow limitations on warranties, so limitation or exclusions may not apply to you. This warranty gives you specific legal rights, and you may have other rights that vary from state to state or province to province. Contact your authorized retailer to determine if another warranty applies.

All product names, trademarks, and registered trademarks are property of their respective owners. All company, product, and service names used in this document are for identification purposes only. Use of these names, trademarks, and brands does not imply endorsement.