

## Compliance Information

### FCC Information

This device complies with Part 15 of the FCC Rules.

**Caution:** Any changes or modifications not expressly approved could void the user's authority to operate the equipment.

**Note:** This equipment has been tested and found to comply with the limits for a Class B digital device, pursuant to part 15 of the FCC Rules. These limits are designed to provide reasonable protection against harmful interference in a residential installation. This equipment generates, uses and can radiate radio frequency energy and, if not installed and used in accordance with the instructions, may cause harmful interference to radio communications. However, there is no guarantee that interference will not occur in a particular installation. If this equipment does cause harmful interference to radio or television reception, which can be determined by turning the equipment off and on, the user is encouraged to try to correct the interference by one or more of the following measures:

- Reorient or relocate the receiving antenna.
- Increase the separation between the equipment and receiver.
- Connect the equipment into an outlet on a circuit different from that to which the receiver is connected.
- Consult the dealer or an experienced radio/TV technician for help.

This device complies with Part 15 of the FCC Rules. Operation is subject to the following two conditions: (1) This device may not cause harmful interference, and (2) this device must accept any interference received, including interference that may cause undesired operation.

### Radiation Exposure Information

This device has been evaluated to meet general RF exposure requirements. The device can be used in portable exposure conditions without restriction.

### WARNING Li-ion Battery Inside

This product is fitted with a Li-ion battery. Do not damage, open, or dismantle the battery and do not use it in damp and/or corrosive conditions. Use only with compatible chargers. Never dispose of batteries in a fire, and never expose them to high temperatures. Do not expose the product to temperatures exceeding 60°C (140°F).



### Rating Label Definitions



Direct current symbol.



This symbol signifies that the product must not be discarded as household waste, and should be delivered to an appropriate collection facility for recycling. Proper disposal and recycling helps protect natural resources, human health and the environment.



This symbol signifies and declares that this equipment complies with battery charging which complies with California CEC and energy efficiency.



This symbol signifies that this is a wireless device powered by Bluetooth® technology. The Bluetooth® word mark and logos are registered trademarks owned by the Bluetooth SIG, Inc. and any use of such marks by Southern Telecom is under license.



This symbol represents FCC Declaration of Conformity and compliance.

## Warranty Information

### 90-Day Limited Warranty

Territory: United States/Canada

### LIMITED WARRANTY TO ORIGINAL CONSUMER

This product as supplied and distributed new by an authorized retailer is warranted by Southern Telecom, Inc. to the original consumer purchaser against defects in materials and workmanship ("Warranty") as follows:

#### To obtain warranty service:

- Visit our customer support portal: [www.customersupport123.com](http://www.customersupport123.com)
- Select the brand and model of your device
- Select "Service Request" and fill out the form to begin your inquiry
- Exchanges require dated proof of purchase from an authorized retailer

Your product will be repaired or replaced, at our option, for the same or similar model of equal value if examination by the service center determines this product is defective. Products received damaged as a result of shipping will require you to file a claim with the carrier.

#### Warranty service not provided

This warranty does not cover damage resulting from accident, misuse, abuse, improper installation or operation, lack of reasonable care, unauthorized modification including software modifications such as the installation of custom firmware. This warranty is voided in the event any unauthorized person opens, alters or repairs this product. All products being returned to the authorized service center for repair must be suitably packaged.

NO WARRANTIES, WHETHER EXPRESS OR IMPLIED, INCLUDING, BUT NOT LIMITED TO, ANY IMPLIED WARRANTIES OF MERCHANTABILITY OR FITNESS FOR A PARTICULAR PURPOSE. OTHER THAN THOSE EXPRESSLY DESCRIBED ABOVE SHALL APPLY. DISTRIBUTOR FURTHER DISCLAIMS ALL WARRANTIES AFTER THE EXPRESS WARRANTY PERIOD STATED ABOVE. NO OTHER EXPRESS WARRANTY OR GUARANTEE GIVEN BY ANY PERSON, FIRM OR ENTITY WITH RESPECT TO THE PRODUCT SHALL BE BINDING ON DISTRIBUTOR. REPAIR, REPLACEMENT, OR REFUND OF THE ORIGINAL PURCHASE PRICE - AT DISTRIBUTOR'S SOLE DISCRETION - ARE THE EXCLUSIVE REMEDIES OF THE CONSUMER. IN NO EVENT WILL DISTRIBUTOR OR ITS MANUFACTURERS BE LIABLE FOR ANY INCIDENTAL, DIRECT, INDIRECT, SPECIAL, PUNITIVE OR CONSEQUENTIAL DAMAGES (SUCH AS, BUT NOT LIMITED TO, DAMAGES FOR LOSS OF PROFITS, BUSINESS, SAVINGS, DATA OR RECORDS) CAUSED BY THE USE, MISUSE OR INABILITY TO USE THE PRODUCT. EXCEPT AS STATED HEREIN, NO OTHER WARRANTIES SHALL APPLY. NOTWITHSTANDING THE FOREGOING, CONSUMER'S RECOVERY AGAINST DISTRIBUTOR SHALL NOT EXCEED THE PURCHASE PRICE OF THE PRODUCT SOLD BY DISTRIBUTOR. THIS WARRANTY SHALL NOT EXTEND TO ANYONE OTHER THAN THE ORIGINAL CONSUMER WHO PURCHASED THE PRODUCT AND IS NOT TRANSFERABLE.

Some countries, states or provinces do not allow the exclusion or limitation of incidental or consequential damages or allow limitations on warranties, so limitation or exclusions may not apply to you. This warranty gives you specific legal rights, and you may have other rights that vary from state to state or province to province. Contact your authorized retailer to determine if another warranty applies.

All product names, trademarks, and registered trademarks are property of their respective owners. All company, product, and service names used in this document are for identification purposes only. Use of these names, trademarks, and brands does not imply endorsement.

Printed in China  
Designed in the U.S.  
v1. 09/2021



## Gemstone Water Bottle with LED Lights



User Guide  
LOMD3001

## Before You Begin...

### READ CAREFULLY AND SAVE THIS MANUAL

#### Customer Support

For any questions or problems with your product, please visit our website at [customersupport123.com](http://customersupport123.com) and click on the **Brand** of your item.

#### Caution

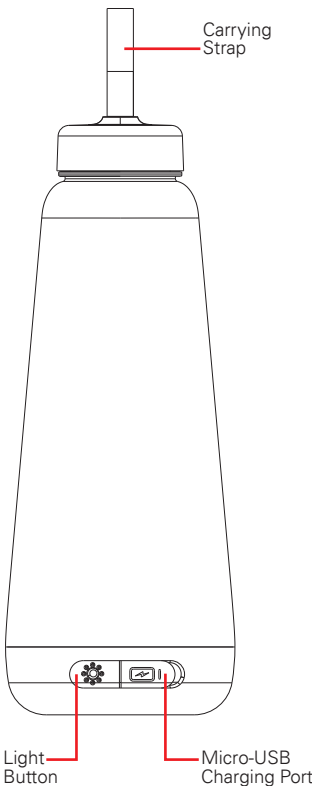
- **THIS DEVICE IS NOT A TOY**, do NOT allow children or pets to use or play with this device.
- **Do not submerge in water.**
- Do not disassemble, modify, or repair the device.
- **Wet Conditions Warning:** This water bottle is not waterproof. Do not put through the dishwasher.
- Do not expose the unit to extreme temperatures (heat or cold), open flames, humid, or wet conditions.
- Low power may cause dysfunction
- Do not overcharge battery.
- If using with a USB adapter, make sure the adapter is not damaged.
- Do not allow the USB port or the connectors of the supplied USB cable to be exposed to dust, or water, or come into contact with any conductive materials such as liquids, metallic powders, etc.
- This device contains a built-in battery, and should not be disposed of with regular household waste. Please consult the local authorities on the correct way to dispose of this device.

#### In the Box

- LOMD3001 - **Water Bottle with LED Lights** (x1)
- Micro-USB Charging Cable (x1)
- User Manual (x1)

## Getting Started

### Location of Controls

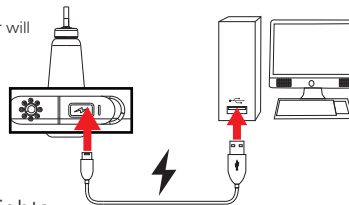


### Charging the Battery

Plug the small connector of the included micro-USB charging cable into the micro-USB charging port on the water bottle.

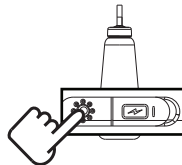
Plug the large connector into a USB power source, such as the USB port on a computer, or a 5V USB adapter (*not included*).

The LED indicator will turn RED while charging and turn OFF when fully charged.



### Using the Lights

- Press the Light button to turn the lights ON in white light mode.
- Press + hold the Light button to switch between white light mode and color light mode.
- Press the Light button additional times to change the brightness in white light mode, and the color in color light mode.
- To turn the lights OFF, enter white light mode and press the Light button until the lights turn OFF.



**Press:** Power ON in white light mode  
**Press + hold:** Toggle white/color mode  
**Press:** Change brightness (white light mode)  
Change color (color light mode)  
**Press (in white light mode):** Power OFF.

### Washing the Water Bottle

Water bottle is hand wash only. Do NOT put water bottle in the dishwasher. Do NOT submerge water bottle in water.

#### Wet Conditions Warning

The water bottle has an Ingress Protection rating of IPX5. This means it is protected against jets of water, with limited ingress permitted. **Do not submerge the water bottle in water.**