



LOMI

**UV-C Sanitizer**  
& Wireless Phone Charging Kit



Instruction Manual  
LOMD2083

# Getting Started

## READ ALL INSTRUCTIONS CAREFULLY BEFORE USE AND KEEP THIS MANUAL

### Questions & Support

If you have any questions or problems concerning this product, please visit our website at [customersupport123.com](http://customersupport123.com).

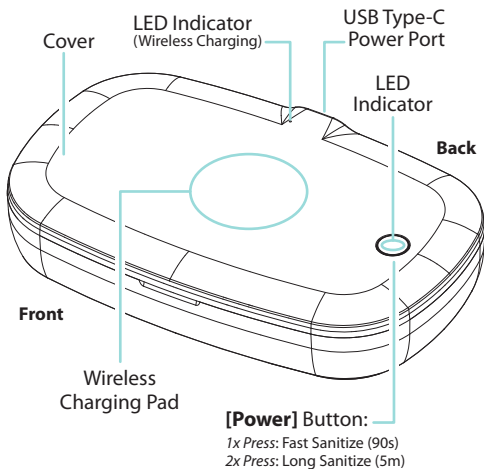
### In the Box

- LOMD2083 - **UV-C Sanitizer** (x1)
- Power Cable (x1)
- User Manual (x1)

### Important Safety Instructions

- **This product is NOT a toy, keep away from children and pets.**
- Only use the device according to the instructions in this manual. **Never use the device for anything other than its intended purpose.**
- This device is NOT a substitute for proper medical equipment or attention.
- **ONLY** use the supplied power cable.
- **Do not open this product or attempt to repair the unit yourself should it not be working. Doing so risks fire, shock or injury.**
- The device contains an safety feature that powers it off automatically when the cover is opened. **Do NOT** disable this safety feature. **Never allow UV-C light to shine in eyes or on skin.**
- When not in use, the device should be stored in a dry, cool location, away from sources of water or heat.
- It is recommended that the device be covered to protect it from exposure to dust if it will not be in use for a long period of time.
- Do not expose device or power cable to extreme temperatures (heat or cold), open flames, humid or wet conditions.
- Do not submerge in water. Do not use in a location where the device or power cable could fall into liquid.
- Unplug the power cable when not in use.
- Do not pull the power cable to disconnect, or use the cable as a handle.
- Do not use if device or power cable is damaged. If device or power cable is damaged, it **MUST** be serviced or replaced by the manufacturer or its service agent before using again.
- **Do NOT place any metal object onto the charging pad.**
- Magnetic strip cards, including credit cards, phone cards, identification cards and boarding passes may be damaged by the magnetic field if placed on or near this device.
- Do not place this device on or near a microwave or similar kitchen appliance.

## Location of Controls

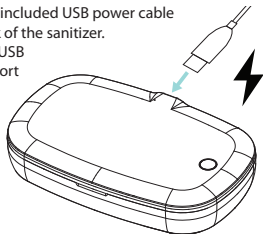


## Connecting to Power

Place the UV sanitizer on a flat, solid, stable surface.

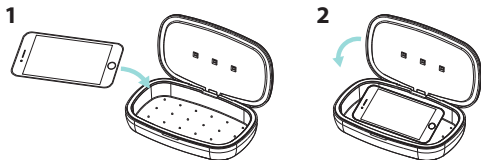
Plug the small connector of the included USB power cable into the power port on the back of the sanitizer.

Plug the large connector into a USB power source such as the USB port on a computer, or a **5V/2A USB adapter** (not included) and plug into a wall outlet.



## Using the UV Sanitizer

Set up the sanitizer & connect to power. Open the cover of the sanitizer from the front, and place the device you would like to clean inside of the sanitizer. Close the lid.



The UV sanitizer has two sanitization modes: Fast Sanitize mode and Long Sanitize mode.

- Press the **[Power]** button **once (1x)** to **Fast Sanitize**
- Press the **[Power]** button **twice (2x)** to **Long Sanitize**.
- When **Fast Sanitize** mode is activated, the LED indicator on the lid of the sanitizer will **turn BLUE**, and the sanitizer will operate for the next **90 seconds**. When it is finished, the LED indicator will flash BLUE 3 times then will turn off.
- When **Long Sanitize** mode is activated, the LED indicator on the lid of the sanitizer will **turn GREEN**, and the sanitizer will operate for the next **5 minutes**. When it is finished, the LED indicator will flash GREEN 3 times then will turn off.



**1x Press**  
**90 Seconds**  
**Fast Sanitize**



**2x Press**  
**5 Minutes**  
**Long Sanitize**

Once the UV sanitizer is completely finished sanitizing, open the lid, flip your device over, and repeat the sanitization again for other side of your device.

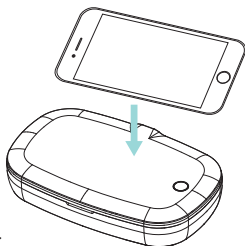
**Caution:** This device is designed to limit human & animal exposure to UV-C light, as it is harmful to skin and eyes. This device is equipped with a safety feature that automatically shuts the UV-C light OFF when the lid is opened. Never defeat this feature.

## Using the Wireless Charging

1. Connect to power. The LED indicator on the back of the device will **flash RED and BLUE** 3 times, then the LED indicator will **turn RED** while in standby mode.
2. Place your Qi-enabled device on top of the cover.

The LED indicator on the back of the device will **turn BLUE** to indicate that your device is charging properly.

If your device does not begin to charge, try repositioning your device on the charging pad. You may need to remove your smartphone case to charge properly.



3. When your device is fully charged, the LED indicator on the back of the device will **turn BLUE**. Disconnect and unplug the charging pad.

### Note on Safety Features:

- The device will automatically power OFF when it is overheated, or when a metal object such as a coin is placed on the charging pad. The LED indicator will **flash BLUE** to warn of automatic shutoff.

### Compatibility

LOMD2083 is compatible with Qi-enabled devices, such as:

iPhone 12 Pro Max, iPhone 12 Pro, iPhone 12, iPhone 11 Pro Max, iPhone 11, iPhone XR, iPhone XS Max, iPhone XS, iPhone 8, iPhone 8 Plus, iPhone X, Samsung Galaxy Note 8, Samsung Galaxy S8+, Samsung Galaxy S8, Samsung Note 7, Samsung S7, Samsung S7 Edge, Samsung S6 Edge+, Samsung Note 5, Samsung S6, Samsung S6 Edge, Asus Padfone S, Blackberry Z30, Blackberry Classic, Cat Catphone S50, Dewalt MIL810G, Google Nexus 4/5/6/7, HP Elite X3, HTC 8X, HTC Droid DNA, HTC Thunderbolt, LG Optimus G Pro, LG G4/G3/G6/V30, Kyocera Hydro Elite, Kyocera Urbano L01/L03, Kyocera Torque / Torque G02, Lumia 950XL/950/950 Dual Sim, Motorola Droid Max/Mini/Turbo, Moto 360, M.T.T Master, M.T.T Master 4G, Nokia Lumia 735/830/920/928/930/1520, Saygus V Squared, Sony Xperia Z4V/Z3V, Sony BSP10, Techdy Basic Bear, Vertu Signature Touch, Yotaphone 2

...and more.

Please check your mobile device's user manual or documentation to see if it is compatible with the Qi charging standard. This item is NOT compatible with AirFuel/PMA charging standards.

# Legal Information

## FCC Information

This device complies with Part 15 of the FCC Rules.

**Caution:** Any changes or modifications not expressly approved could void the user's authority to operate the equipment.

**Note:** This equipment has been tested and found to comply with the limits for a Class B digital device, pursuant to part 15 of the FCC Rules. These limits are designed to provide reasonable protection against harmful interference in a residential installation. This equipment generates, uses and can radiate radio frequency energy and, if not installed and used in accordance with the instructions, may cause harmful interference to radio communications. However, there is no guarantee that interference will not occur in a particular installation. If this equipment does cause harmful interference to radio or television reception, which can be determined by turning the equipment off and on, the user is encouraged to try to correct the interference by one or more of the following measures:

- Reorient or relocate the receiving antenna.
- Increase the separation between the equipment and receiver.
- Connect the equipment into an outlet on a circuit different from that to which the receiver is connected.
- Consult the dealer or an experienced radio/TV technician for help.

This device complies with Part 15 of the FCC Rules. Operation is subject to the following two conditions: (1) This device may not cause harmful interference, and (2) this device must accept any interference received, including interference that may cause undesired operation.


This product complies with the requirements for Part 18 of the FCC Rules. Although this product complies with FCC, it may interfere with other devices. If this product is found to interfere with another device, separate the other device and this product.

## Radiation Exposure Information

This device has been evaluated to meet general RF exposure requirements. The device can be used in portable exposure conditions without restriction.

## Rating Label Definitions

 Direct Current

 This symbol represents FCC Declaration of Conformity and compliance.

# Limited Warranty

## 90-Day Warranty

Territory: United States/Canada

### LIMITED WARRANTY TO ORIGINAL CONSUMER

This product as supplied and distributed new by an authorized retailer is warranted by Southern Telecom, Inc. to the original consumer purchaser against defects in materials and workmanship ("Warranty") as follows:

#### To obtain warranty service:

- Visit our customer support portal: [www.customersupport123.com](http://www.customersupport123.com)
- Select the brand and model of your device
- Select "Service Request" and fill out the form to begin your inquiry
- Exchanges require dated proof of purchase from an authorized retailer

Your product will be repaired or replaced, at our option, for the same or similar model of equal value if examination by the service center determines this product is defective. Products received damaged as a result of shipping will require you to file a claim with the carrier.

#### Warranty service not provided

This warranty does not cover damage resulting from accident, misuse, abuse, improper installation or operation, lack of reasonable care, unauthorized modification including software modifications such as the installation of custom firmware. This warranty is voided in the event any unauthorized person opens, alters or repairs this product. All products being returned to the authorized service center for repair must be suitably packaged.

NO WARRANTIES, WHETHER EXPRESS OR IMPLIED, INCLUDING, BUT NOT LIMITED TO, ANY IMPLIED WARRANTIES OF MERCHANTABILITY OR FITNESS FOR A PARTICULAR PURPOSE, OTHER THAN THOSE EXPRESSLY DESCRIBED ABOVE SHALL APPLY. DISTRIBUTOR FURTHER DISCLAIMS ALL WARRANTIES AFTER THE EXPRESS WARRANTY PERIOD STATED ABOVE. NO OTHER EXPRESS WARRANTY OR GUARANTY GIVEN BY ANY PERSON, FIRM OR ENTITY WITH RESPECT TO THE PRODUCT SHALL BE BINDING ON DISTRIBUTOR. REPAIR, REPLACEMENT, OR REFUND OF THE ORIGINAL PURCHASE PRICE - AT DISTRIBUTOR'S SOLE DISCRETION - ARE THE EXCLUSIVE REMEDIES OF THE CONSUMER. IN NO EVENT WILL DISTRIBUTOR OR ITS MANUFACTURERS BE LIABLE FOR ANY INCIDENTAL, DIRECT, INDIRECT, SPECIAL, PUNITIVE OR CONSEQUENTIAL DAMAGES (SUCH AS, BUT NOT LIMITED TO, DAMAGES FOR LOSS OF PROFITS, BUSINESS, SAVINGS, DATA OR RECORDS) CAUSED BY THE USE, MISUSE OR INABILITY TO USE THE PRODUCT. EXCEPT AS STATED HEREIN, NO OTHER WARRANTIES SHALL APPLY. NOTWITHSTANDING THE FOREGOING, CONSUMER'S RECOVERY AGAINST DISTRIBUTOR SHALL NOT EXCEED THE PURCHASE PRICE OF THE PRODUCT SOLD BY DISTRIBUTOR. THIS WARRANTY SHALL NOT EXTEND TO ANYONE OTHER THAN THE ORIGINAL CONSUMER WHO PURCHASED THE PRODUCT AND IS NOT TRANSFERABLE.

Some countries, states or provinces do not allow the exclusion or limitation of incidental or consequential damages or allow limitations on warranties, so limitation or exclusions may not apply to you. This warranty gives you specific legal rights, and you may have other rights that vary from state to state or province to province. Contact your authorized retailer to determine if another warranty applies.



LOMI

All product names, trademarks, and registered trademarks are property of their respective owners. All company, product, and service names used in this document are for identification purposes only. Use of these names, trademarks, and brands does not imply endorsement.