



LOMI

**Succulent Wireless Charger**  
QI-CERTIFIED FAST CHARGE



User Guide  
LOMD1098

## Before You Begin...

### **READ CAREFULLY AND KEEP THIS MANUAL**

#### Caution

- **THIS IS NOT A TOY, please keep away from children & pets.**
- Do NOT leave charging overnight.
- Do NOT expose to water, fire, high temperatures, or humidity.
- Do not touch with wet hands.
- Do not drop or cause an impact to the device.
- Do not use or store the device in temperatures lower than 5°C or higher than 35°C.
- Do not disassemble, open, or attempt to repair this product under any circumstances. There are no user-serviceable parts.
- **Do NOT place any metal object onto the charging pad.**
- Magnetic strip cards, including credit cards, phone cards, identification cards and boarding passes may be damaged by the magnetic field if placed on or near this device.
- Do not place this device on or near a microwave or similar appliance.
- Do not allow the USB port or the connectors of the supplied USB cable to be exposed to dust, or water, or come into contact with any conductive materials such as liquids, metallic powders, etc.
- If using with a USB adapter, make sure the adapter is not damaged.

#### Questions & Support

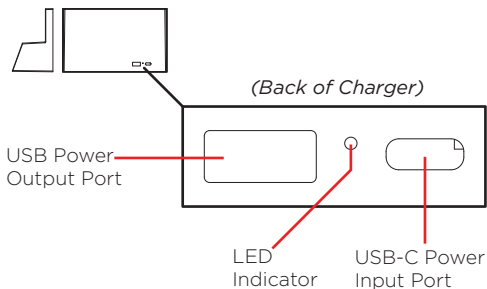
If you have any questions or problems concerning this product, please visit our website at [customersupport123.com](http://customersupport123.com) and click on the **Brand** of your product.

#### In the Box

- Wireless Charging Base (x1)
- Succulent Decor (x1)
- USB-C Power Cable (x1)
- Instruction Manual (x1)

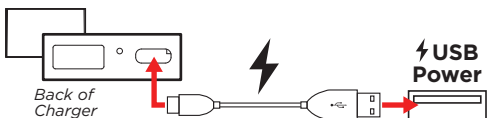
# Getting Started

## Location of Controls



## Setting Up

1. Plug the small connector of the included charging cable into the power port on the back of the charger, as shown in the diagram below.



2. Plug the large connector into a USB power source such as the USB port on a computer, or a 5V/2A USB wall adapter (*not included*).

**Note: in order to use the fast charging feature, you must use a QC3.0 or PD adapter (*not included*).**

3. The charger's LED indicator will flash RED and BLUE 3 times when the charger is correctly connected to power.





## Using the Wireless Charging Pad

**Note:** This wireless charging pad works with Qi-enabled devices ONLY. See the **Charging Pad Compatibility** section on the next page for more information.

1. Connect the charger to power. The charger's LED indicator will light up RED when the wireless charging pad is on standby.
2. Place your device face up in the center of the charging pad. The charger's LED indicator will light up BLUE when the charging pad is charging your device.



### LED Indicator

-  **RED**  
Standby - Not Charging
-  **BLUE**  
Charging
-  **Indicator OFF**  
Finished Charging
-  **Flashing BLUE & RED**  
Foreign/Metal Object or Overheat

**If your device does not begin charging, try repositioning it on the charging pad. You may need to remove your case.**

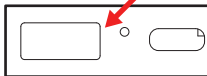
3. When your device is finished charging, the charger's LED indicator will turn OFF.

**Warning:** If a metal or foreign object is placed on the charging pad, the charger LED indicator will flash BLUE and RED as a warning. If the wireless charging pad overheats, it will automatically power OFF and will flash BLUE as a warning.


## Using the USB Power Output

The charger's built-in 1A USB power output port can charge or power any USB-powered device.

 **Power/charge a USB device**



*Back of Charger*



Just plug the device's USB power connector into the USB port on the back of the charger.

## Charging Pad Compatibility

LOMDI098 is compatible Qi-enabled devices, such as:

iPhone XS Max / XS / XR / 8 / 8 Plus / X, Asus Padfone S, Blackberry Z30 (Verizon), Blackberry Classic, Cat Catphone S50, DeWalt MIL810G, Google Pixel 3 XL, Google Pixel 3, Google Nexus 4 / 5 / 6 / 7, HP Elite X3, HTC 8X (Verizon), HTC Droid DNA (Verizon), HTC Thunderbold (Verizon), Huawei Mate 20 Pro / 20 RS Porsche Design / RS Porsche Design, LG Optimus G Pro, LG G4, LG G6, LG V30, LG G3, Kyocera Hydro Elite, Kyocera Urbano L03, Kyocera Torque, Kyocera Urbano L01, Kyocera Torque G02, Lumia 950, Lumia 950 Dual Sim, Lumia 950XL, Motorola Droid Max, Motorola Droid Turbo, MOTO 360, Motorola Droid Mini, M.T.T Master 4G, Nokia Lumia 830, M.T.T Master. Nokia Lumia 735 / 928 / 1520 / 920 / 930, Razer Phone 2, Saygus V Squared, Samsung Galaxy S8 / S8+ / 9 / 9+, Samsung Galaxy Note 8 / 9, Samsung S6 / S6 Edge / S6 Edge+ / S7 / S7 Edge, Samsung Note 5 / 7, Sharp Aquos 3 HE, Sony BSP10, Sony Xperia Z4V / Z3V, Techdy Basic Bear, Xiaomi MI Mix 2S, Vertu Signature Touch, Yotaphone 2

...and more.

Please check your mobile device's user manual to see if it is compatible with the Qi charging standard. This item is NOT compatible with AirFuel/PMA charging standards.

# Compliance Information

## FCC Information

This device complies with Part 15 of the FCC Rules.

**Caution:** Any changes or modifications not expressly approved could void the user's authority to operate the equipment.

**Note:** This equipment has been tested and found to comply with the limits for a Class B digital device, pursuant to part 15 of the FCC Rules. These limits are designed to provide reasonable protection against harmful interference in a residential installation. This equipment generates, uses and can radiate radio frequency energy and, if not installed and used in accordance with the instructions, may cause harmful interference to radio communications. However, there is no guarantee that interference will not occur in a particular installation. If this equipment does cause harmful interference to radio or television reception, which can be determined by turning the equipment off and on, the user is encouraged to try to correct the interference by one or more of the following measures:

- Reorient or relocate the receiving antenna.
- Increase the separation between the equipment and receiver.
- Connect the equipment into an outlet on a circuit different from that to which the receiver is connected.
- Consult the dealer or an experienced radio/TV technician for help.

This device complies with Part 15 of the FCC Rules. Operation is subject to the following two conditions: (1) This device may not cause harmful interference, and (2) this device must accept any interference received, including interference that may cause undesired operation.

This product complies with the requirements for Part 18 of the FCC Rules. Although this product complies with FCC, it may interfere with other devices. If this product is found to interfere with another device, separate the other device and this product.

## Radiation Exposure Information

This device has been evaluated to meet general RF exposure requirements. The device can be used in portable exposure conditions without restriction.

## Rating Label Definitions



Direct current symbol.



This symbol represents FCC Declaration of Conformity and compliance.

# Warranty Information

## 90-Day Limited Warranty

Territory: United States/Canada

### LIMITED WARRANTY TO ORIGINAL CONSUMER

This product as supplied and distributed new by an authorized retailer is warranted by Southern Telecom, Inc. to the original consumer purchaser against defects in materials and workmanship ("Warranty") as follows:

#### To obtain warranty service:

- Visit our customer support portal: [www.customersupport123.com](http://www.customersupport123.com)
- Select the brand and model of your device
- Select "Service Request" and fill out the form to begin your inquiry
- Exchanges require dated proof of purchase from an authorized retailer

Your product will be repaired or replaced, at our option, for the same or similar model of equal value if examination by the service center determines this product is defective. Products received damaged as a result of shipping will require you to file a claim with the carrier.

#### Warranty service not provided

This warranty does not cover damage resulting from accident, misuse, abuse, improper installation or operation, lack of reasonable care, unauthorized modification including software modifications such as the installation of custom firmware. This warranty is voided in the event any unauthorized person opens, alters or repairs this product. All products being returned to the authorized service center for repair must be suitably packaged.

NO WARRANTIES, WHETHER EXPRESS OR IMPLIED, INCLUDING, BUT NOT LIMITED TO, ANY IMPLIED WARRANTIES OF MERCHANTABILITY OR FITNESS FOR A PARTICULAR PURPOSE, OTHER THAN THOSE EXPRESSLY DESCRIBED ABOVE SHALL APPLY. DISTRIBUTOR FURTHER DISCLAIMS ALL WARRANTIES AFTER THE EXPRESS WARRANTY PERIOD STATED ABOVE. NO OTHER EXPRESS WARRANTY OR GUARANTY GIVEN BY ANY PERSON, FIRM OR ENTITY WITH RESPECT TO THE PRODUCT SHALL BE BINDING ON DISTRIBUTOR. REPAIR, REPLACEMENT, OR REFUND OF THE ORIGINAL PURCHASE PRICE - AT DISTRIBUTOR'S SOLE DISCRETION - ARE THE EXCLUSIVE REMEDIES OF THE CONSUMER. IN NO EVENT WILL DISTRIBUTOR OR ITS MANUFACTURERS BE LIABLE FOR ANY INCIDENTAL, DIRECT, INDIRECT, SPECIAL, PUNITIVE OR CONSEQUENTIAL DAMAGES (SUCH AS, BUT NOT LIMITED TO, DAMAGES FOR LOSS OF PROFITS, BUSINESS, SAVINGS, DATA OR RECORDS) CAUSED BY THE USE, MISUSE OR INABILITY TO USE THE PRODUCT. EXCEPT AS STATED HEREIN, NO OTHER WARRANTIES SHALL APPLY. NOTWITHSTANDING THE FOREGOING, CONSUMER'S RECOVERY AGAINST DISTRIBUTOR SHALL NOT EXCEED THE PURCHASE PRICE OF THE PRODUCT SOLD BY DISTRIBUTOR. THIS WARRANTY SHALL NOT EXTEND TO ANYONE OTHER THAN THE ORIGINAL CONSUMER WHO PURCHASED THE PRODUCT AND IS NOT TRANSFERABLE.

Some countries, states or provinces do not allow the exclusion or limitation of incidental or consequential damages or allow limitations on warranties, so limitation or exclusions may not apply to you. This warranty gives you specific legal rights, and you may have other rights that vary from state to state or province to province. Contact your authorized retailer to determine if another warranty applies.



LOMI

**All product names, trademarks, and registered trademarks are property of their respective owners. All company, product, and service names used in this document are for identification purposes only. Use of these names, trademarks, and brands does not imply endorsement.**

Printed in China  
Designed in the U.S.  
v1. 09/2021