




User Manual

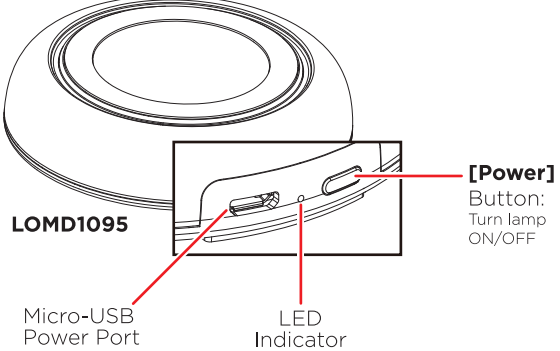

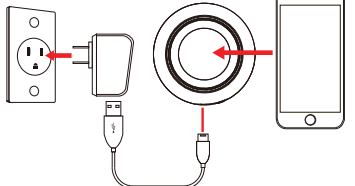
LOMD1095

(Fold Inward) — — — — ▶

(Back Cover)

(Front Cover)

<h3>Compliance Information</h3> <p>READ CAREFULLY AND SAVE THIS MANUAL FOR FUTURE REFERENCE</p> <p>FCC Information This device complies with Part 15 of the FCC Rules.</p> <p>Caution: Any changes or modifications not expressly approved could void the user's authority to operate the equipment.</p> <p>Note: This equipment has been tested and found to comply with the limits for a Class B digital device, pursuant to part 15 of the FCC Rules. These limits are designed to provide reasonable protection against harmful interference in a residential installation. This equipment generates, uses and can radiate radio frequency energy and, if not installed and used in accordance with the instructions, may cause harmful interference to radio communications. However, there is no guarantee that interference will not occur in a particular installation. If this equipment does cause harmful interference to radio or television reception, which can be determined by turning the equipment off and on, the user is encouraged to try to correct the interference by one or more of the following measures:</p> <ul style="list-style-type: none"> Reorient or relocate the receiving antenna. Increase the separation between the equipment and receiver. Connect the equipment into an outlet on a circuit different from that to which the receiver is connected. Consult the dealer or an experienced radio/TV technician for help. <p>This device complies with Part 15 of the FCC Rules. Operation is subject to the following two conditions: (1) This device may not cause harmful interference, and (2) this device must accept any interference received, including interference that may cause undesired operation.</p> <p>This product complies with the requirements for Part 18 of the FCC Rules. Although this product complies with FCC, it may interfere with other devices. If this product is found to interfere with another device, separate the other device and this product.</p> <p>Radiation Exposure Information The device has been evaluated to meet general RF exposure requirement. The device can be used in portable exposure condition without restriction.</p> <p>Rain/Moisture Warning</p> <ul style="list-style-type: none"> Do not expose the unit to extreme temperatures (heat or cold), open flames, humid, or wet conditions. Do not submerge in water. Do not open this product or attempt to repair the unit yourself should it not be working. 	<h3>Warranty Information</h3> <p>90-Day Limited Warranty Territory: United States/Canada</p> <p>LIMITED WARRANTY TO ORIGINAL CONSUMER This product as supplied and distributed new by an authorized retailer is warranted by Southern Telecom, Inc. to the original consumer purchaser against defects in materials and workmanship ("Warranty") as follows:</p> <p>To obtain warranty service:</p> <ul style="list-style-type: none"> Visit our customer support portal: www.customersupport123.com Select the brand and model of your device Select "Service Request" and fill out the form to begin your inquiry Exchanges require dated proof of purchase from an authorized retailer <p>Your product will be repaired or replaced, at our option, for the same or similar model of equal value if examination by the service center determines this product is defective. Products received damaged as a result of shipping will require you to file a claim with the carrier.</p> <p>Warranty service not provided This warranty does not cover damage resulting from accident, misuse, abuse, improper installation or operation, lack of reasonable care, unauthorized modification including software modifications such as the installation of custom firmware. This warranty is voided in the event any unauthorized person opens, alters or repairs this product. All products being returned to the authorized service center for repair must be suitably packaged.</p> <p>NO WARRANTIES, WHETHER EXPRESS OR IMPLIED, INCLUDING, BUT NOT LIMITED TO, ANY IMPLIED WARRANTIES OF MERCHANTABILITY OR FITNESS FOR A PARTICULAR PURPOSE, OTHER THAN THOSE EXPRESSLY DESCRIBED ABOVE SHALL APPLY. DISTRIBUTOR FURTHER DISCLAIMS ALL WARRANTIES AFTER THE EXPRESS WARRANTY PERIOD STATED ABOVE. NO OTHER EXPRESS WARRANTY OR GUARANTEE GIVEN BY ANY PERSON, FIRM OR ENTITY WITH RESPECT TO THE PRODUCT SHALL BE BINDING ON DISTRIBUTOR, REPAIR, REPLACEMENT, OR REFUND OF THE ORIGINAL PURCHASE PRICE - AT DISTRIBUTOR'S SOLE DISCRETION - ARE THE EXCLUSIVE REMEDIES OF THE CONSUMER. IN NO EVENT WILL DISTRIBUTOR OR ITS MANUFACTURERS BE LIABLE FOR ANY INCIDENTAL, DIRECT, INDIRECT, SPECIAL, PUNITIVE OR CONSEQUENTIAL DAMAGES (SUCH AS, BUT NOT LIMITED TO, DAMAGES FOR LOSS OF PROFITS, BUSINESS, SAVINGS, DATA OR RECORDS) CAUSED BY THE USE, MISUSE OR INABILITY TO USE THE PRODUCT, EXCEPT AS STATED HEREIN. NO OTHER WARRANTIES SHALL APPLY, NOTWITHSTANDING THE FOREGOING, CONSUMER'S RECOVERY AGAINST DISTRIBUTOR SHALL NOT EXCEED THE PURCHASE PRICE OF THE PRODUCT SOLD BY DISTRIBUTOR. THIS WARRANTY SHALL NOT EXTEND TO ANYONE OTHER THAN THE ORIGINAL CONSUMER WHO PURCHASED THE PRODUCT AND IS NOT TRANSFERABLE.</p> <p>Some countries, states or provinces do not allow the exclusion or limitation of incidental or consequential damages or allow limitations on warranties, so limitation or exclusions may not apply to you. This warranty gives you specific legal rights, and you may have other rights that vary from state to state or province to province. Contact your authorized retailer to determine if another warranty applies.</p>	 <p>All product names, trademarks, and registered trademarks are property of their respective owners. All company, product, and service names used in this document are for identification purposes only. Use of these names, trademarks, and brands does not imply endorsement.</p> <p>Designed in US Printed in China v1.08-2021</p>	 <h2>Himalayan Salt Light Wireless Charging Pad</h2>  <p>Instruction Guide LOMD1095</p>
---	--	--	---

<h3>Before You Begin...</h3> <p>Customer Support For any questions or problems with your product, please visit our website at customersupport123.com.</p> <p>Caution To ensure safe and proper use, read all safety information before using the device. Only use with manufacturer-approved batteries, chargers, accessories, and supplies.</p> <ul style="list-style-type: none"> THIS DEVICE IS NOT A TOY. Keep away from children and pets. Do not allow the device to be exposed to water or touch the device with wet hands. Do not drop or cause an impact to the device. Do not use or store the device in temperatures lower than 5°C or higher than 35°C. Do not allow the USB port or the connectors of the supplied USB cable to be exposed to dust, or water, or come into contact with any conductive materials such as liquids, metallic powders, etc. If using with a USB adapter, make sure the adapter is not damaged. Do not disassemble, modify, or repair the device. Do NOT place any metal object onto the charging pad. Magnetic strip cards, including credit cards, phone cards, identification cards and boarding passes may be damaged by the magnetic field if placed on or near this device. Do not place this device on or near a microwave or similar appliance. This device should not be disposed of with regular household waste. Please consult the local authorities on the correct way to dispose of this device. 	<h3>Rating Label Definitions</h3> <p>⎓ Direct current symbol.</p> <p>FC This symbol represents FCC Declaration of Conformity and compliance.</p> <h3>Compatibility</h3> <p>LOMD1095 is compatible Qi-enabled devices, such as:</p> <p>iPhone 12 Pro Max, iPhone 12 Pro, iPhone 12, iPhone 11 Pro Max, iPhone 11, iPhone XR, iPhone XS Max, iPhone XS, iPhone 8, iPhone 8 Plus, iPhone X, Samsung Galaxy Note 8, Samsung Galaxy S8+, Samsung Galaxy S8, Samsung Note 7, Samsung S7, Samsung S7 Edge, Samsung S6 Edge+, Samsung Note 5, Samsung S6, Samsung S6 Edge, Asus Padfone S, BlackBerry Z30, BlackBerry Classic, Cat Catphone S50, Dewart ML810G, Google Nexus 4/5/6/7, HP Elite X3, HTC 8X, HTC Droid DNA, HTC Thunderbolt, LG Optimus G Pro, LG G4/G3/G6/V30, Kyocera Hydro Elite, Kyocera Urbano L01/L03, Kyocera Torque / Torque G02, Lumia 950XL/950/950 Dual Sim, Motorola Droid Max/Mini/Turbo, Moto 360, M.T.T Master, M.T.T Master 4G, Nokia Lumia 735/830/920/928/930/1520, Saygus V Squared, Sony Xperia Z4V/Z3V, Sony BSP10, Techdy Basic Bear, Vertu Signature Touch, Yotaphone 2</p> <p>...and more.</p> <p>Please check your mobile device's user manual or documentation to see if it is compatible with the Qi charging standard. This item is NOT compatible with AirFuel/PMA charging standards.</p> <p>In the Box</p> <ul style="list-style-type: none"> LOMD1095 - Wireless Charging Pad (x1) USB Power Cable (x1) Instruction Manual (x1) 	<h3>Location of Controls</h3>  <p>[Power] Button: Turn lamp ON/OFF</p> 	<h3>Getting Started</h3> <p>Connecting to Power Plug the micro-USB connector of the supplied USB power cable into the micro-USB power port on the charging pad. Plug the USB connector into a USB power source, such as the USB port on a computer, or a 5V USB wall adapter (not included).</p> <p>Wireless Charging</p> <p>Caution: Do not place any metallic or magnetic objects, including phone cases, on the wireless charging pad. This can damage the object or charging pad.</p>  <ol style="list-style-type: none"> Connect to power. The LED indicator on the back of the device will flash RED and BLUE 3 times, then the LED indicator will turn RED while in standby mode. Place your device face up in the center of the wireless charging pad. The LED indicator will turn BLUE to indicate that your device is charging. If your device does not begin to charge, try repositioning your device on the charging pad. You may need to remove your smartphone case to charge properly. <p>Using the Lamp</p> <ul style="list-style-type: none"> Press the [Power] button to turn the built-in Himalayan salt lamp ON and OFF.
--	--	--	--