

## Compliance Information

### FCC Information

This device complies with Part 15 of the FCC Rules.

**Caution:** Any changes or modifications not expressly approved could void the user's authority to operate the equipment.

**Note:** This equipment has been tested and found to comply with the limits for a Class B digital device, pursuant to part 15 of the FCC Rules. These limits are designed to provide reasonable protection against harmful interference in a residential installation. This equipment generates, uses and can radiate radio frequency energy and, if not installed and used in accordance with the instructions, may cause harmful interference to radio communications. However, there is no guarantee that interference will not occur in a particular installation. If this equipment does cause harmful interference to radio or television reception, which can be determined by turning the equipment off and on, the user is encouraged to try to correct the interference by one or more of the following measures:

- Reorient or relocate the receiving antenna.
- Increase the separation between the equipment and receiver.
- Connect the equipment into an outlet on a circuit different from that to which the receiver is connected.
- Consult the dealer or an experienced radio/TV technician for help.


This device complies with Part 15 of the FCC Rules. Operation is subject to the following two conditions: (1) This device may not cause harmful interference, and (2) this device must accept any interference received, including interference that may cause undesired operation.

### Radiation Exposure Information

This device has been evaluated to meet general RF exposure requirements. The device can be used in portable exposure conditions without restriction.

### Rating Label Definitions

 Direct Current

 This symbol represents FCC Declaration of Conformity and compliance.

## Warranty Information

### 90-day Limited Warranty

Territory: United States/Canada

### LIMITED WARRANTY TO ORIGINAL CONSUMER

This product (including any accessories included in the original packaging) as supplied and distributed new by an authorized retailer is warranted by Southern Telecom, Inc. to the original consumer purchaser against defects in materials and workmanship ("Warranty") as follows:

#### To obtain warranty service:

- Visit our website at [www.southern telecom.com](http://www.southern telecom.com)
- Click on **Product Support**
- Select the **Brand** of your device
- Select **Service Request** and fill out the form to begin your inquiry

Your product will be repaired or replaced, at our option, for the same or similar model of equal value if examination by the service center determines this product is defective. Products received damaged as a result of shipping will require you to file a claim with the carrier.

#### Warranty service not provided

This warranty does not cover damage resulting from accident, misuse, abuse, improper installation or operation, lack of reasonable care, unauthorized modification including software modifications such as the installation of custom firmware. This warranty is voided in the event any unauthorized person opens, alters or repairs this product. All products being returned to the authorized service center for repair must be suitably packaged.

NO WARRANTIES, WHETHER EXPRESS OR IMPLIED, INCLUDING, BUT NOT LIMITED TO, ANY IMPLIED WARRANTIES OF MERCHANTABILITY OR FITNESS FOR A PARTICULAR PURPOSE, OTHER THAN THOSE EXPRESSLY DESCRIBED ABOVE SHALL APPLY. DISTRIBUTOR FURTHER DISCLAIMS ALL WARRANTIES AFTER THE EXPRESS WARRANTY PERIOD STATED ABOVE. NO OTHER EXPRESS WARRANTY OR GUARANTY GIVEN BY ANY PERSON, FIRM OR ENTITY WITH RESPECT TO THE PRODUCT SHALL BE BINDING ON DISTRIBUTOR. REPAIR, REPLACEMENT, OR REFUND OF THE ORIGINAL PURCHASE PRICE - AT DISTRIBUTOR'S SOLE DISCRETION - ARE THE EXCLUSIVE REMEDIES OF THE CONSUMER. IN NO EVENT WILL DISTRIBUTOR OR ITS MANUFACTURERS BE LIABLE FOR ANY INCIDENTAL, DIRECT, INDIRECT, SPECIAL, PUNITIVE OR CONSEQUENTIAL DAMAGES (SUCH AS, BUT NOT LIMITED TO, DAMAGES FOR LOSS OF PROFITS, BUSINESS, SAVINGS, DATA OR RECORDS) CAUSED BY THE USE, MISUSE OR INABILITY TO USE THE PRODUCT EXCEPT AS STATED HEREIN. NO OTHER WARRANTIES SHALL APPLY. NOTWITHSTANDING THE FOREGOING, CONSUMER'S RECOVERY AGAINST DISTRIBUTOR SHALL NOT EXCEED THE PURCHASE PRICE OF THE PRODUCT SOLD BY DISTRIBUTOR. THIS WARRANTY SHALL NOT EXTEND TO ANYONE OTHER THAN THE ORIGINAL CONSUMER WHO PURCHASED THE PRODUCT AND IS NOT TRANSFERABLE.

Some countries, states or provinces do not allow the exclusion or limitation of incidental or consequential damages or allow limitations on warranties, so limitation or exclusions may not apply to you. This warranty gives you specific legal rights, and you may have other rights that vary from state to state or province to province. Contact your authorized retailer to determine if another warranty applies.

Printed in China/Designed in the U.S.  
v1. 09/2019



# LOMI

## AURA BREEZE Aroma Fan Diffuser



User Guide  
LOMD1020

## Before You Begin...

### READ CAREFULLY AND SAVE THIS MANUAL

• **THIS IS NOT A TOY, KEEP AWAY FROM CHILDREN AND PETS**

- Do not expose the unit to extreme temperatures (heat or cold), open flames, humid conditions, or wet conditions.
- Do not submerge in water.
- Do not open this product or attempt to repair the unit yourself should it not be working.
- The amount and intensity of aroma produced will vary. Factors that affect production of aroma can include humidity, temperature, and/or air current.
- Only 100% natural essential oil should be used with this product. Oil containing chemical fragrance, spice, or other impurities, may cause malfunctions. Only use 1 - 2 drops of essential oil.
- ONLY use a 5V USB adapter to power this device with the supplied USB power cable.
- When not in use, the diffuser should be stored in a dry, cool location, away from sources of water or heat.
- It is recommended that the diffuser be covered to protect it from exposure to dust if it will not be in use for a long period of time.

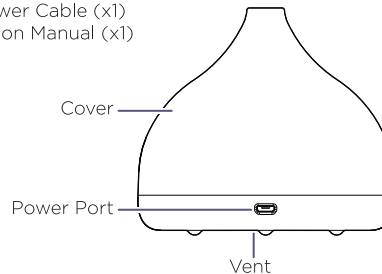
### Precautions & Warnings

1. Always unplug the power adapter before maintenance.
2. Essential oils can stain, in the event of a spill or leakage, please wipe away any water or oil with a soft cloth.
3. Do not let aroma blow directly onto furniture, clothing, art, or any valuable objects.
4. Keep away from direct sunlight, heat sources, air conditioners, or fans.
5. Always keep on a stable, flat surface. Do NOT place on a carpet, bed, cushion or other non-flat, non-stable surface.
6. Keep away from electronic equipment.
7. Do not use for more than 2 hours at a time.
8. Never move the product while in use.
9. Do not touch any part of the product with wet hands.
10. Keep out of reach of children and pets. Children should not be left unsupervised near this product. This unit is not to be used by children or any person(s) with reduced physical, sensory, or mental capabilities, or lack of experience and knowledge unless they have been given express supervision and instruction.
11. Keep the power cable clear of pathways, and do not forcefully pull or remove from the unit.
12. If smoke or burning smell is detected, immediately unplug the unit.

## Getting Started

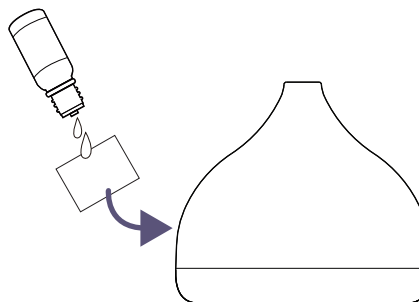
### In the Box

- LOMD1020 - Fan Diffuser (x1)
- Scent Pad (x3)
- USB Power Cable (x1)
- Instruction Manual (x1)



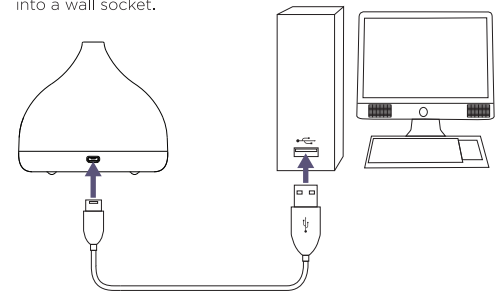
### Setting Up

Remove the cover from the top of the diffuser. Place a few drops of essential oil (*not included*) onto one of the included scent pads. Place the scent pad on the platform inside of the diffuser.



### Connecting to Power

Plug the small connector of the included USB power cable into the power port on the diffuser. Plug the large connector into the USB port on a computer, or into a compatible **5V USB adapter (not included)** and plug into a wall socket.



### Using the Diffuser & Lights

Install a scent pad and connect to power.

When the diffuser is connected to power, it will automatically power on. The LED lights will turn on and cycle through different colors.

To power the diffuser OFF, disconnect it from power.

### Storing the Diffuser

When not using the diffuser for a long period of time, it is recommended to remove the scent pad and dry the surrounding area with a tissue.

The air diffuser is best stored in an airtight box or bag (*not included*) away from heat, sunshine and moisture.