



LOMI

Heated
Styling Brush



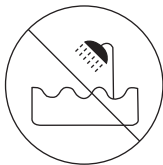
User Guide
LOMBC0127

Before You Begin...

WARNING

BURN HAZARD

Caution! This is not a toy.
Keep away from children.
Plates get extremely hot. Do
not directly touch metal plates.



WARNING: KEEP AWAY FROM WATER.

Do not use this appliance near bathtubs, showers, pools, or any place where it could fall into water.

Safety Warnings

- When the appliance is used in a bathroom, unplug it after use since the proximity of water presents a risk, even when the appliance is switched off.
- Always unplug the appliance after use.
- **ALLOW AT LEAST 30 MINUTES TO COOL DOWN BEFORE PUTTING AWAY.**
- Do not use if the main cord becomes damaged. Contact the manufacturer if this happens.
- Do not wind the mains cord around the appliance.
- Pay full attention when using the appliance since it could be extremely hot. Only hold the handle as other parts are hot and avoid contact with the skin.
- Avoid the mains cord from coming into contact with the hot parts of the appliance.
- Never cover the appliance with anything (e.g. a towel or clothing) when it is hot.
- Only use the appliance on dry hair. Do not operate the appliance with wet hands.
- Keep the heating plates clean and free of dust and styling products such as mousse, spray and gel. Never use the appliance in combination with styling products.
- The heating plates has coating. This coating might slowly wear away over time. However, this does not affect the performance of the appliance.
- If the appliance is used on colortreated hair, the heating plates may be stained. Before using it on artificial hair, always consult their distributor.

READ FULL MANUAL & ALL SAFETY WARNINGS BEFORE USING

Getting Started

Choosing a Location

Choose a non-flammable, heat-resistant surface near a wall outlet. Never use the brush where it could fall into water. Do not let the hot plate touch a towel, fabric, or anything flammable.

Using the Brush

For best results, wash, comb and dry hair until damp to the touch. The brush can also be used on dry hair at any time.

1. Connect to power. Move the power switch on the brush handle UP to power the brush ON.
2. Wait approximately 3-5 minutes for the brush to heat up fully.
3. Grab a section of hair, holding onto the end with one hand, and pull away from your scalp.
4. Place the iron part of the brush against the top of the section of hair, and slowly move down along the section of hair.
5. Repeat with other sections of hair.
6. When finished, power the brush OFF and unplug. Wait until the brush cools completely before storing.



Cleaning & Storage

Let the brush cool down completely before cleaning or storing.

Clean only with a dry or damp cloth. Never submerge in water or use abrasive or chemical solvents.

Store in a cool, dry area, away from heat, wind and water.

Compliance Information

FCC Information

This device complies with Part 15 of the FCC Rules.

Caution: Any changes or modifications not expressly approved could void the user's authority to operate the equipment.

Note: This equipment has been tested and found to comply with the limits for a Class B digital device, pursuant to part 15 of the FCC Rules. These limits are designed to provide reasonable protection against harmful interference in a residential installation. This equipment generates, uses and can radiate radio frequency energy and, if not installed and used in accordance with the instructions, may cause harmful interference to radio communications. However, there is no guarantee that interference will not occur in a particular installation. If this equipment does cause harmful interference to radio or television reception, which can be determined by turning the equipment off and on, the user is encouraged to try to correct the interference by one or more of the following measures:

- Reorient or relocate the receiving antenna.
- Increase the separation between the equipment and receiver.
- Connect the equipment into an outlet on a circuit different from that to which the receiver is connected.
- Consult the dealer or an experienced radio/TV technician for help.

This device complies with Part 15 of the FCC Rules. Operation is subject to the following two conditions: (1) This device may not cause harmful interference, and (2) this device must accept any interference received, including interference that may cause undesired operation.



Radiation Exposure Information

This device has been evaluated to meet general RF exposure requirements. The device can be used in portable exposure conditions without restriction.

	Model No.: LOMBC0127
	110-240V; 50/60Hz; 25W
Made in China	
	06/21


IMPORTANT SAFETY INSTRUCTIONS

READ FULL MANUAL BEFORE USING & SAVE FOR FUTURE REFERENCE

 <p>CAUTION: RISK OF ELECTRIC SHOCK The lightning bolt symbol is a warning alerting you to presence of "dangerous voltage" and risk of electric shock</p>	<p>CAUTION</p> <p>RISK OF ELECTRIC SHOCK DO NOT OPEN</p> <p>WARNING: TO REDUCE THE RISK OF ELECTRIC SHOCK, DO NOT ATTEMPT TO OPEN OR REPAIR UNIT. NO USER-SERVICEABLE PARTS INSIDE. REFER SERVICING TO QUALIFIED SERVICE PERSONNEL ONLY.</p>	 <p>CAUTION: RISK OF DANGER The exclamation point in a triangle symbol is a warning alerting you to important safety instructions that must be followed carefully</p>
---	---	---

Warning

To reduce risk of electric shock, and to ensure safe and proper use, read all safety information before using the device.

- **THIS IS NOT A TOY.** Please keep away from children and pets.
- Follow all instructions. Heed all warnings.
- For indoor use only.
- Only use with manufacturer-approved accessories, and supplies.
- Do not expose the unit to extreme temperatures (heat or cold), open flames, humid conditions, or wet conditions.
- Keep away from rain and moisture. Do not submerge in water.
- Never operate or handle the product or plug with wet hands.
- Clean only with a dry cloth after disconnected from power and cooled down completely.
- Do not block any ventilation openings. Install in accordance with the manufacturer's instructions.
- Do not install near any heat sources such as radiators, heat registers, stoves, or other apparatus (including amplifiers) that produce heat.
- Do not defeat the safety purpose of the polarized or grounding-type plug. A polarized plug has two blades with one wider than the other. A grounding-type plug has two blades and a third grounding prong. The wide blade or the third prong are provided for your safety. When the provided plug does not fit into your outlet, consult an electrician for replacement of the obsolete outlet.
- Protect the power cord from being walked on or pinched particularly at plugs convenience receptacles, and the point where they exit from the apparatus.
- Unplug during lightning storms or when unused for long periods of time.
- Do not open or attempt to repair the unit yourself should it not be working.
- Refer all servicing to qualified service personnel. Servicing is required when the apparatus has been damaged in any way, such as power-supply cord or plug is damaged or wires are exposed; liquid has been spilled or objects have fallen into the apparatus; the apparatus has been exposed to rain or moisture, does not operate normally, or has been dropped.
- **WARNING:** The mains plug is used as a disconnect device; the disconnect device shall remain readily operable.
- **WARNING:** To reduce the risk of fire or electric shock, do not expose this apparatus to rain or moisture. The apparatus shall not be exposed to dripping or splashing, and objects filled with liquids, such as vases, shall not be placed on apparatus.
-  This equipment is a Class II or double-insulated electrical appliance. It has been designed in such a way that it does not require a safety connection to electrical earth.

Caution

- Do not use appliance for other than intended use.
- Do not operate unattended.
- Do NOT put fingers or hands into the product.
- Keep out of reach of children and pets. Children should not be left unsupervised near this product. This unit is not to be used by children or any person(s) with reduced physical, sensory, or mental capabilities, or lack of experience and knowledge unless they have been given express supervision and instruction.

Additional Precautions and Warnings

- The output power taken from the supply must not exceed the rating given on the power supply.
- Always turn off and unplug when not in use or before maintenance.
- Always return the appliance to an authorized service center for examination or repair. Repair by unqualified people could result in an extremely hazardous situation for the user.
- Keep away from direct sunlight, heat sources, air conditioners, and fans.
- Always keep on a heat-resistant, stable, flat surface. The hot heating plates should never touch the surface or other flammable material. Do NOT place on a carpet, bed, cushion or other non-flat, non-stable surface.
- Keep the appliance away from flammable objects and material when it is switched on.
- Keep away from electronic equipment.
- Do not insert metal objects into openings to avoid electric shock.
- Never move the product while in use.
- Keep the power cable clear of pathways, and do not forcefully pull or remove from the unit.
- To disconnect, grip plug and pull from wall outlet. Never pull on cord to disconnect.
- If smoke or burning smell is detected, immediately unplug the unit.
- Do not use outdoors.
- Wait for the iron to cool down completely before cleaning up and putting away.

Warranty Information

90-Day Limited Warranty

Territory: United States/Canada

LIMITED WARRANTY TO ORIGINAL CONSUMER

This product as supplied and distributed new by an authorized retailer is warranted by Southern Telecom, Inc. to the original consumer purchaser against defects in materials and workmanship ("Warranty") as follows:

To obtain warranty service:

- Visit our customer support portal: www.customersupport123.com
- Select the brand and model of your device
- Select "Service Request" and fill out the form to begin your inquiry
- Exchanges require dated proof of purchase from an authorized retailer

Your product will be repaired or replaced, at our option, for the same or similar model of equal value if examination by the service center determines this product is defective. Products received damaged as a result of shipping will require you to file a claim with the carrier.

Warranty service not provided

This warranty does not cover damage resulting from accident, misuse, abuse, improper installation or operation, lack of reasonable care, unauthorized modification including software modifications such as the installation of custom firmware. This warranty is voided in the event any unauthorized person opens, alters or repairs this product. All products being returned to the authorized service center for repair must be suitably packaged.

NO WARRANTIES, WHETHER EXPRESS OR IMPLIED, INCLUDING, BUT NOT LIMITED TO, ANY IMPLIED WARRANTIES OF MERCHANTABILITY OR FITNESS FOR A PARTICULAR PURPOSE, OTHER THAN THOSE EXPRESSLY DESCRIBED ABOVE SHALL APPLY. DISTRIBUTOR FURTHER DISCLAIMS ALL WARRANTIES AFTER THE EXPRESS WARRANTY PERIOD STATED ABOVE. NO OTHER EXPRESS WARRANTY OR GUARANTY GIVEN BY ANY PERSON, FIRM OR ENTITY WITH RESPECT TO THE PRODUCT SHALL BE BINDING ON DISTRIBUTOR. REPAIR, REPLACEMENT, OR REFUND OF THE ORIGINAL PURCHASE PRICE - AT DISTRIBUTOR'S SOLE DISCRETION - ARE THE EXCLUSIVE REMEDIES OF THE CONSUMER. IN NO EVENT WILL DISTRIBUTOR OR ITS MANUFACTURERS BE LIABLE FOR ANY INCIDENTAL, DIRECT, INDIRECT, SPECIAL, PUNITIVE OR CONSEQUENTIAL DAMAGES (SUCH AS, BUT NOT LIMITED TO, DAMAGES FOR LOSS OF PROFITS, BUSINESS, SAVINGS, DATA OR RECORDS) CAUSED BY THE USE, MISUSE OR INABILITY TO USE THE PRODUCT. EXCEPT AS STATED HEREIN, NO OTHER WARRANTIES SHALL APPLY. NOTWITHSTANDING THE FOREGOING, CONSUMER'S RECOVERY AGAINST DISTRIBUTOR SHALL NOT EXCEED THE PURCHASE PRICE OF THE PRODUCT SOLD BY DISTRIBUTOR. THIS WARRANTY SHALL NOT EXTEND TO ANYONE OTHER THAN THE ORIGINAL CONSUMER WHO PURCHASED THE PRODUCT AND IS NOT TRANSFERABLE.

Some countries, states or provinces do not allow the exclusion or limitation of incidental or consequential damages or allow limitations on warranties, so limitation or exclusions may not apply to you. This warranty gives you specific legal rights, and you may have other rights that vary from state to state or province to province. Contact your authorized retailer to determine if another warranty applies.



LOMI

All product names, trademarks, and registered trademarks are property of their respective owners. All company, product, and service names used in this document are for identification purposes only. Use of these names, trademarks, and brands does not imply endorsement.

Printed in China
Designed in the U.S.
v1. 08/2021