



LOMI

5-IN-1 Facial Spa Kit



User Guide
LOMB017

Before You Begin...

READ FULL MANUAL BEFORE USING & SAVE FOR FUTURE REFERENCE

NOT Intended for Medical Use

This product is designed as a non-professional device for skin care. **It is not intended to be a substitute for medical attention.** If your ailments persist or worsen after use, contact your doctor immediately.

Please consult your doctor prior to using this product, if you have any concerns regarding your health.

Caution

- THIS IS NOT A TOY, **please keep away from children.**
- **Do not submerge in water.**
- **Never use in or near a bathtub, pool or body of water. Never use the facial steamer where it could fall into a body of water.**
- Keep away from open flames, water, moisture, and extreme heat or cold.
- Supervision is recommended when this appliance is used by individuals with certain disabilities.
- Use this appliance only for its intended use as described in this manual. DO NOT use attachments not recommended by the manufacturer.
- Never operate this appliance if it is not working properly or if it has been dropped or damaged.
- Keep the appliance away from heated surfaces.
- Do not open this product or attempt to repair the unit yourself.

Questions & Support

If you have any questions or problems concerning this product, please visit our website at **customersupport123.com**

In the Box

- Facial Steamer (x1)
- Face Mask Attachment (x1)
- Nose Mask Attachment (x1)
- Measuring Cup (x1)
- Pore Cleansing Tool Kit (x1)
- Silicone Facial Brush (x1)
- Headband (x1)
- Hair Twist Towel (x1)
- Instruction Manual (x1)

Getting Started

Location of Controls



- | | |
|------------------|------------------------|
| 1. Face Mask | 5. [Power] Dial |
| 2. Nose Mask | 6. Stand |
| 3. Steam Valve | 7. LED Indicator |
| 4. Measuring Cup | 8. Base |

Choosing a Location

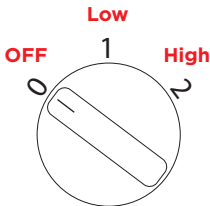
Choose a flat, stable, hard surface near a wall outlet. Make sure the steamer and power cable are clear of wind, heat, water and moving objects.

Setting Up

1. Use the included measuring cup to pour 50 mL of pure water into the base of the facial steamer. If desired, you can add 1-2 drops of essential oil to the water. **Do not fill past the MAX level line** marked in the base's water tank.
2. Make sure the **[Power]** dial is set at the "0" position, and plug the steamer's attached AC plug into a wall outlet.
3. Install the face mask attachment onto the top of the base. Line up the slot on the base with the ridge on the face mask, and slide the ridge into the slot. Rotate clockwise to secure.
4. If you would like to use the nose mask, place inside of the installed face mask.

Powering ON/OFF

- Turn the **[Power]** Dial to the "1" position to power the facial steamer ON on **Low Setting**.
- Turn the **[Power]** Dial to the "2" position to power the facial steamer ON on **High Setting**.
- Turn the **[Power]** Dial to the "0" position to power OFF.



"0" Position:	OFF
"1" Position:	Low
"2" Position:	High

Using the Facial Steamer

1. Set up. Turn the **[Power]** dial to "0" and connect to power.
2. Power ON to Low ("1") or High ("2") setting.
3. Place your face or nose into the face or nose mask. The steamer will steam your skin.
4. After the water tank runs out of water or you are finished steaming, power OFF.
5. Relax and allow your skin to rest for 8 minutes, then rinse your skin with cold water.
6. See the **After Using** instructions on the next page for cleanup instructions.

After Using

1. Turn the **[Power]** dial to "0" and unplug. Allow to cool down completely.

WARNING: Never touch power plug with wet hands, or allow plug to come into contact with water.

2. If any water remains in the base tank, pour it out. Wipe the tank dry with a clean, dry towel.
3. Store the steamer in a cool, dry location, away from water, moisture, light, wind or extreme temperatures.

Compliance Information

FCC Information

This device complies with Part 15 of the FCC Rules.

Caution: Any changes or modifications not expressly approved could void the user's authority to operate the equipment.

Note: This equipment has been tested and found to comply with the limits for a Class B digital device, pursuant to part 15 of the FCC Rules. These limits are designed to provide reasonable protection against harmful interference in a residential installation. This equipment generates, uses and can radiate radio frequency energy and, if not installed and used in accordance with the instructions, may cause harmful interference to radio communications. However, there is no guarantee that interference will not occur in a particular installation. If this equipment does cause harmful interference to radio or television reception, which can be determined by turning the equipment off and on, the user is encouraged to try to correct the interference by one or more of the following measures:

- Reorient or relocate the receiving antenna.
- Increase the separation between the equipment and receiver.
- Connect the equipment into an outlet on a circuit different from that to which the receiver is connected.
- Consult the dealer or an experienced radio/TV technician for help.



This device complies with Part 15 of the FCC Rules. Operation is subject to the following two conditions: (1) This device may not cause harmful interference, and (2) this device must accept any interference received, including interference that may cause undesired operation.

Radiation Exposure Information

This device has been evaluated to meet general RF exposure requirements. The device can be used in portable exposure conditions without restriction.


IMPORTANT SAFETY INSTRUCTIONS

READ FULL MANUAL BEFORE USING & SAVE FOR FUTURE REFERENCE

 <p>CAUTION: RISK OF ELECTRIC SHOCK The lightning bolt symbol is a warning alerting you to presence of "dangerous voltage" and risk of electric shock</p>	<p>CAUTION</p> <p>RISK OF ELECTRIC SHOCK DO NOT OPEN</p> <p>WARNING: TO REDUCE THE RISK OF ELECTRIC SHOCK, DO NOT ATTEMPT TO OPEN OR REPAIR UNIT. NO USER-SERVICEABLE PARTS INSIDE. REFER SERVICING TO QUALIFIED SERVICE PERSONNEL ONLY.</p>	 <p>CAUTION: RISK OF DANGER The exclamation point in a triangle symbol is a warning alerting you to important safety instructions that must be followed carefully</p>
-------------------------------------------------------------------------------------------------------------------------------------------------------------------------------------------------------------------------------------------------------	-----------------------------------------------------------------------------------------------------------------------------------------------------------------------------------------------------------------------------------------------------------------------	-------------------------------------------------------------------------------------------------------------------------------------------------------------------------------------------------------------------------------------------------------------------

Warning

To reduce risk of electric shock, and to ensure safe and proper use, read all safety information before using the device.

- **THIS IS NOT A TOY.** Please keep away from children and pets.
- Follow all instructions. Heed all warnings.
- For indoor use only.
- Only use with manufacturer-approved accessories, and supplies.
- Do not expose the unit to extreme temperatures (heat or cold), open flames, humid conditions, or wet conditions.
- Keep away from rain and moisture. Do not submerge in water.
- Never operate or handle the product or plug with wet hands.
- Clean only with a dry cloth.
- Do not block any ventilation openings. Install in accordance with the manufacturer's instructions.
- Do not install near any heat sources such as radiators, heat registers, stoves, or other apparatus (including amplifiers) that produce heat.
- Do not defeat the safety purpose of the polarized or grounding-type plug. A polarized plug has two blades with one wider than the other. A grounding-type plug has two blades and a third grounding prong. The wide blade or the third prong are provided for your safety. When the provided plug does not fit into your outlet, consult an electrician for replacement of the obsolete outlet.
- Protect the power cord from being walked on or pinched particularly at plugs convenience receptacles, and the point where they exit from the apparatus.
- Unplug during lightning storms or when unused for long periods of time.
- Do not open or attempt to repair the unit yourself should it not be working.
- Refer all servicing to qualified service personnel. Servicing is required when the apparatus has been damaged in any way, such as power-supply cord or plug is damaged or wires are exposed; liquid has been spilled or objects have fallen into the apparatus; the apparatus has been exposed to rain or moisture, does not operate normally, or has been dropped.
- **WARNING:** The mains plug is used as a disconnect device; the disconnect device shall remain readily operable.
- **WARNING:** To reduce the risk of fire or electric shock, do not expose this apparatus to rain or moisture. The apparatus shall not be exposed to dripping or splashing, and objects filled with liquids, such as vases, shall not be placed on apparatus.
-  This equipment is a Class II or double-insulated electrical appliance. It has been designed in such a way that it does not require a safety connection to electrical earth.

Caution

- Do not use appliance for other than intended use.
- Do not operate unattended.
- Do NOT put fingers or hands into the product.
- Keep out of reach of children and pets. Children should not be left unsupervised near this product. This unit is not to be used by children or any person(s) with reduced physical, sensory, or mental capabilities, or lack of experience and knowledge unless they have been given express supervision and instruction.

Additional Precautions and Warnings

- The output power taken from the supply must not exceed the rating given on the power supply.
- Always turn off and unplug when not in use or before maintenance.
- Keep away from direct sunlight, heat sources, air conditioners, and fans.
- Always keep on a stable, flat surface. Do NOT place on a carpet, bed, cushion or other non-flat, non-stable surface.
- Keep away from electronic equipment.
- **Do not use for more than 15 minutes at a time.**
- Never move the product while in use.
- Keep the power cable clear of pathways, and do not forcefully pull or remove from the unit.
- To disconnect, grip plug and pull from wall outlet. Never pull on cord to disconnect.
- If smoke or burning smell is detected, immediately unplug the unit.
- Do not use outdoors.
- If the steamer is hot after using, wait for the steamer to cool down completely before cleaning up and putting away.

Warranty Information

90-Day Limited Warranty

Territory: United States/Canada

LIMITED WARRANTY TO ORIGINAL CONSUMER

This product as supplied and distributed new by an authorized retailer is warranted by Southern Telecom, Inc. to the original consumer purchaser against defects in materials and workmanship ("Warranty") as follows:

To obtain warranty service:

- Visit our customer support portal: www.customersupport123.com
- Select the brand and model of your device
- Select "Service Request" and fill out the form to begin your inquiry
- Exchanges require dated proof of purchase from an authorized retailer

Your product will be repaired or replaced, at our option, for the same or similar model of equal value if examination by the service center determines this product is defective. Products received damaged as a result of shipping will require you to file a claim with the carrier.

Warranty service not provided

This warranty does not cover damage resulting from accident, misuse, abuse, improper installation or operation, lack of reasonable care, unauthorized modification including software modifications such as the installation of custom firmware. This warranty is voided in the event any unauthorized person opens, alters or repairs this product. All products being returned to the authorized service center for repair must be suitably packaged.

NO WARRANTIES, WHETHER EXPRESS OR IMPLIED, INCLUDING, BUT NOT LIMITED TO, ANY IMPLIED WARRANTIES OF MERCHANTABILITY OR FITNESS FOR A PARTICULAR PURPOSE, OTHER THAN THOSE EXPRESSLY DESCRIBED ABOVE SHALL APPLY. DISTRIBUTOR FURTHER DISCLAIMS ALL WARRANTIES AFTER THE EXPRESS WARRANTY PERIOD STATED ABOVE. NO OTHER EXPRESS WARRANTY OR GUARANTY GIVEN BY ANY PERSON, FIRM OR ENTITY WITH RESPECT TO THE PRODUCT SHALL BE BINDING ON DISTRIBUTOR. REPAIR, REPLACEMENT, OR REFUND OF THE ORIGINAL PURCHASE PRICE - AT DISTRIBUTOR'S SOLE DISCRETION - ARE THE EXCLUSIVE REMEDIES OF THE CONSUMER. IN NO EVENT WILL DISTRIBUTOR OR ITS MANUFACTURERS BE LIABLE FOR ANY INCIDENTAL, DIRECT, INDIRECT, SPECIAL, PUNITIVE OR CONSEQUENTIAL DAMAGES (SUCH AS, BUT NOT LIMITED TO, DAMAGES FOR LOSS OF PROFITS, BUSINESS, SAVINGS, DATA OR RECORDS) CAUSED BY THE USE, MISUSE OR INABILITY TO USE THE PRODUCT. EXCEPT AS STATED HEREIN, NO OTHER WARRANTIES SHALL APPLY. NOTWITHSTANDING THE FOREGOING, CONSUMER'S RECOVERY AGAINST DISTRIBUTOR SHALL NOT EXCEED THE PURCHASE PRICE OF THE PRODUCT SOLD BY DISTRIBUTOR. THIS WARRANTY SHALL NOT EXTEND TO ANYONE OTHER THAN THE ORIGINAL CONSUMER WHO PURCHASED THE PRODUCT AND IS NOT TRANSFERABLE.

Some countries, states or provinces do not allow the exclusion or limitation of incidental or consequential damages or allow limitations on warranties, so limitation or exclusions may not apply to you. This warranty gives you specific legal rights, and you may have other rights that vary from state to state or province to province. Contact your authorized retailer to determine if another warranty applies.

All product names, trademarks, and registered trademarks are property of their respective owners. All company, product, and service names used in this document are for identification purposes only. Use of these names, trademarks, and brands does not imply endorsement.

Printed in China
Designed in the U.S.
v1. 02/2022