

FOLD INWARD



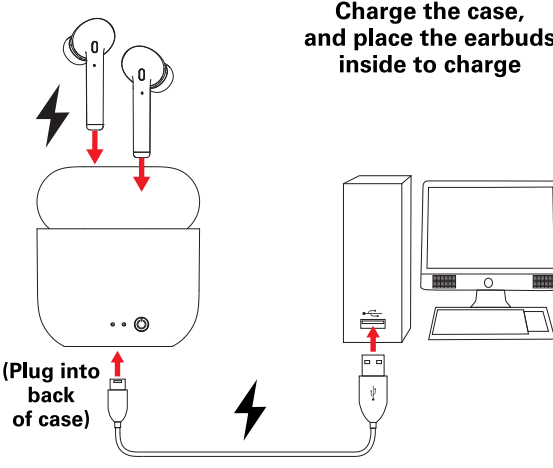
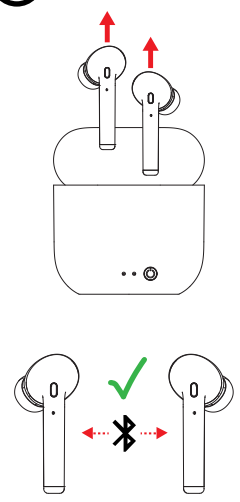
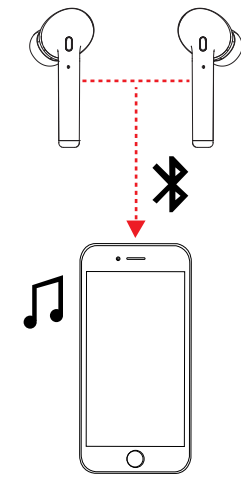
(Back Cover)



(Front Cover)



<p>Press earbud buttons to play + pause and answer + end phone calls</p>  <p>Consult the user guide for full instructions or visit us at SouthernTelecom.com and click on Product Support</p>	<p>DARTA</p> <p>Printed in China v1. 10-2020</p>	<p>DARTA</p> <p>True Wireless Earbuds with Charging Case</p>  <p>Quickstart Guide DRTWS29</p>
--	---	--

<p>1</p> <p>Charge the case, and place the earbuds inside to charge</p>  <p>(Plug into back of case)</p>	<p>2</p> <p>Power earbuds ON by removing them from their case</p>  <p>After a moment, the earbuds will pair to each other</p> <p>A tone will be heard</p>	<p>3</p> <p>In your device's Bluetooth settings, select DRTWS29</p>  <p>When paired, the earbuds' lights will turn OFF.</p>
--	--	---