

# FOLD INWARD



# (Back Cover)

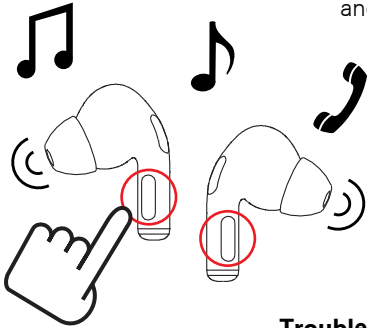


# (Front Cover)



④

Press earbud buttons to play + pause and answer + end phone calls, and more!



**Trouble setting up?**  
See the full Instruction Manual included with this product for complete instructions.

Brookstone®



Brookstone® trademark, name and logos are trademarks of BKST Brand Holdings LLC and used under license. Manufactured and Marked by Southern Telecom, Inc. under license.

Southern Telecom  
Brooklyn, NY 11220

Model No.: BSSTWS25

1-877-668-4839 (Toll Free)  
Monday - Friday: 8AM - 10PM (EST)

Printed in China  
v1. 08-2020

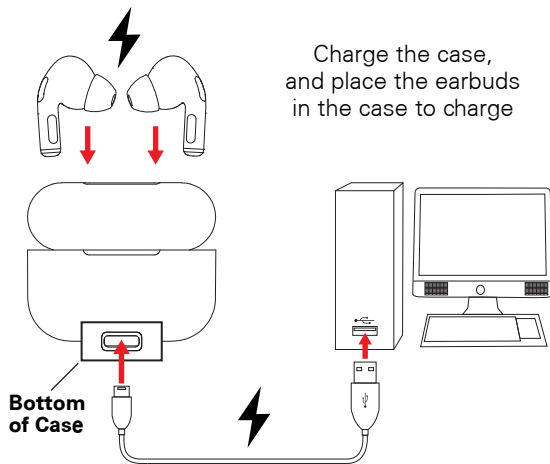
Brookstone®

TRUE WIRELESS EARBUDS WITH CHARGING CASE  
BSSTWS25



①

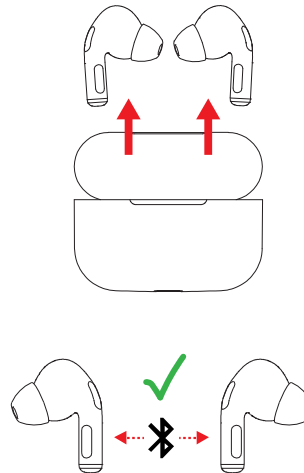
Charge the case, and place the earbuds in the case to charge



Bottom of Case

②

Power earbuds ON by removing them from their case

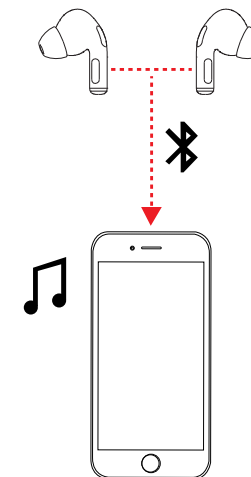


After a moment, the earbuds will pair to each other

A tone will be heard

③

In your device's Bluetooth settings, select **BSSTWS25**



When paired, a tone will be heard