


FOLD INWARD



Additional Safety Warnings

WARNING
Read and follow all safety warnings in this manual. Failure to follow the rules may result in serious injury or death.

- The maximum weight limit of the scooter is 264 lb (120 kg).
- Riders should be 14 years of age or older.
- Always wear a helmet and other appropriate CPSC-approved safety gear. Always wear shoes.
- Always comply with local laws and regulations.
- Avoid riding in areas where you might encounter children, pedestrians, animals, vehicles, or other potential obstacles or hazards. Always yield to pedestrians.
- Persons under the influence of alcohol or drugs, who are pregnant, or who have physical, sensory or mental conditions that impair their ability to operate the scooter safely, should not ride.
- Do not ride the scooter in the rain or through puddles.
- Do not attempt to do dangerous jumps, tricks or stunts on the scooter. Do not jump on the scooter with great force.
- Do not ride over bumps at high speed.
- Do not accelerate while going downhill.
- Do not ride with only one foot.
- Do not place or hang heavy objects on the handlebars.
- The scooter is meant for one passenger only. Do not ride with two people. Do not carry a child.
- Only use on a dry, flat surface. Not intended for gravel or dirt roads.
- It is the rider's responsibility to be aware of and comply with all local laws and regulations, and to take care of your own safety and the safety of others.
- Always ride safely and only at a speed that allows you to brake safely at any time.
- If lending the scooter to another person, make sure they use proper protective gear and know how to ride it.

7

Battery Safety Information

Battery Safety Warnings
Misusing the battery may cause the battery to get hot, rupture or ignite and cause serious injury. Be sure to follow all battery safety warnings contained in this manual.

- Only charge with the included charging adapter. Using a different charger may cause damage or injury.
- Do not charge in direct sunlight or near open flames.
- Do not charge the battery at temperatures lower than 0 °C (32 °F) or higher than 40 °C (104 °F).
- Do not overcharge the battery.
- Never place the battery or scooter in fire or direct contact with heat.
- Never pierce the battery with sharp objects, strike the battery with a hammer, step on the battery, or otherwise subject it to strong impacts or shocks.
- Do not expose the battery to water or any liquids, or allow the battery to get wet.
- Do not disassemble or modify the battery. This may cause the battery to generate heat, rupture or ignite.
- Do not place the battery on or near fires, stoves or other high-temperature locations. Do not place the battery in direct sunlight, or use or store the battery inside cars in hot weather. Using the battery in this manner may also result in a loss of performance and a shortened life expectancy.
- Immediately discontinue use of the battery if, while using, charging or storing the battery, the battery emits an unusual smell, feels hot, changes color, changes shape, or appears abnormal in any other way.
- In the event that the battery leaks and the fluid gets into one's eye, do not rub the eye. Rinse well with water and immediately seek medical care. If left untreated, the battery fluid could cause damage to the eye.

DISPOSAL AT END OF LIFE

This product must not be disposed of by incineration, landfilling, or mixing with household trash. Improper disposal of the battery contained within this product may result in the battery heating up, rupturing, or igniting which may cause serious injury. The substances contained inside the battery present chemical risks to the environment. The recommended disposal for any Scooter at its end-of-life is to dispose of the entire unit at or through an e-Waste recycling center, program, or facility. Local regulations and laws pertaining to the recycling and disposal of lithium ion batteries and/or products containing them will vary according to country, state, and local governments. You must check laws and regulations corresponding to where you live in order to properly dispose of the battery and/or unit. It is the user's responsibility to dispose of their waste equipment properly in accordance with local regulations and laws.

For additional information on where you should drop off your batteries and electrical or electronic waste, please contact your local or regional waste-management office, your household waste disposal service, or your point-of-sale.

8

Product Information

Technical Specifications

Model No.:	BSSCT1001
Dimensions:	1130 x 460 x 1250 mm (Open) 1130 x 460 x 580 mm (Folded)
Max. Speed:	16 mph (2 Gears: 9/16 mph)
Max. Weight:	120 kg (264 lb)
Max. Range*:	32 km (19.8 mi)**
Max. Climbing Angle:	12 degrees
Motor Power:	350 W
Battery Type:	18650
Battery Capacity:	36V/8.0 Ah
Charging Input:	110V-220V
Charging Time:	Up to 5 hours
Scooter Height:	1250 mm
Scooter Weight:	15.3 kg (33.7 lb)
Tire Diameter:	10 in
Tire Type:	Honeycomb
Working Temp.:	-10 - 40 °C (14 - 104 °F)
Ideal Temp.:	20 - 30 °C (68 - 86 °F)

* The maximum range will vary based on the user's weight and the road conditions.

** Based on a 70 kg rider.

Rating Label Definitions

Direct current symbol

This symbol signifies that the product must not be discarded as household waste, and should be delivered to an appropriate collection facility for recycling. Proper disposal and recycling helps protect natural resources, human health and the environment.

This symbol signifies and declares that this equipment complies with battery charging which complies with California CEC and energy efficiency.

This symbol represents FCC Declaration of Conformity and compliance.

9

Compliance Information

FCC Information

This device complies with Part 15 of the FCC Rules.

Caution: Any changes or modifications not expressly approved could void the user's authority to operate the equipment.

Note: This equipment has been tested and found to comply with the limits for a Class B digital device, pursuant to part 15 of the FCC Rules. These limits are designed to provide reasonable protection against harmful interference in a residential installation. This equipment generates, uses and can radiate radio frequency energy and, if not installed and used in accordance with the instructions, may cause harmful interference to radio communications. However, there is no guarantee that interference will not occur in a particular installation. If this equipment does cause harmful interference to radio or television reception, which can be determined by turning the equipment off and on, the user is encouraged to try to correct the interference by one or more of the following measures:

- Reorient or relocate the receiving antenna.
- Increase the separation between the equipment and receiver.
- Connect the equipment into an outlet on a circuit different from that to which the receiver is connected.
- Consult the dealer or an experienced radio/TV technician for help.

This device complies with Part 15 of the FCC Rules. Operation is subject to the following two conditions: (1) This device may not cause harmful interference, and (2) this device must accept any interference received, including interference that may cause undesired operation.

Radiation Exposure Information

This device has been evaluated to meet general RF exposure requirements. The device can be used in portable exposure conditions without restriction.

WARNING Li-ion Battery Inside

This product is fitted with a Li-ion battery. Do not damage, open, or dismantle the battery and do not use it in damp and/or corrosive conditions. Use only with compatible chargers. Never dispose of batteries in a fire, and never expose them to high temperatures. Do not expose the product to temperatures exceeding 60°C (140°F).



10

Warranty & Legal Information

1-Year Limited Warranty

Territory: United States/Canada

LIMITED WARRANTY TO ORIGINAL CONSUMER

This product as supplied and distributed new by an authorized retailer is warranted by Southern Telecom, Inc. to the original consumer purchaser against defects in materials and workmanship ("Warranty") as follows:

To obtain warranty service:

- Visit our customer support portal: www.customersupport123.com
- Select the brand and model of your device
- Select "Service Request" and fill out the form to begin your inquiry
- Exchanges require dated proof of purchase from an authorized retailer

Your product will be repaired or replaced, at our option, for the same or similar model of equal value if examination by the service center determines this product is defective. Products received damaged as a result of shipping will require you to file a claim with the carrier.

Warranty service not provided

This warranty does not cover damage resulting from accident, misuse, abuse, improper installation or operation, lack of reasonable care, unauthorized modification including software modifications such as the installation of custom firmware. This warranty is voided in the event any unauthorized person opens, alters or repairs this product. All products being returned to the authorized service center for repair must be suitably packaged.

NO WARRANTIES, WHETHER EXPRESS OR IMPLIED, INCLUDING, BUT NOT LIMITED TO, ANY IMPLIED WARRANTIES OF MERCHANTABILITY OR FITNESS FOR A PARTICULAR PURPOSE, OTHER THAN THOSE EXPRESSLY DESCRIBED ABOVE SHALL APPLY. DISTRIBUTOR FURTHER DISCLAIMS ALL WARRANTIES AFTER THE EXPRESS WARRANTY PERIOD STATED ABOVE. NO OTHER EXPRESS WARRANTY OR GUARANTY GIVEN BY ANY PERSON, FIRM OR ENTITY WITH RESPECT TO THE PRODUCT SHALL BE BINDING ON DISTRIBUTOR. REPAIR, REPLACEMENT, OR REFUND OF THE ORIGINAL PURCHASE PRICE - AT DISTRIBUTOR'S SOLE DISCRETION - ARE THE EXCLUSIVE REMEDIES OF THE CONSUMER. IN NO EVENT WILL DISTRIBUTOR OR ITS MANUFACTURERS BE LIABLE FOR ANY INCIDENTAL, DIRECT, INDIRECT, SPECIAL, PUNITIVE OR CONSEQUENTIAL DAMAGES (SUCH AS, BUT NOT LIMITED TO, DAMAGES FOR LOSS OF PROFITS, BUSINESS, SAVINGS, DATA OR RECORDS) CAUSED BY THE USE, MISUSE OR INABILITY TO USE THE PRODUCT.

(Continued on the next page)

11

(Back Cover)



Warranty & Legal (cont'd)

EXCEPT AS STATED HEREIN, NO OTHER WARRANTIES SHALL APPLY. NOTWITHSTANDING THE FOREGOING, CONSUMER'S RECOVERY AGAINST DISTRIBUTOR SHALL NOT EXCEED THE PURCHASE PRICE OF THE PRODUCT SOLD BY DISTRIBUTOR. THIS WARRANTY SHALL NOT EXTEND TO ANYONE OTHER THAN THE ORIGINAL CONSUMER WHO PURCHASED THE PRODUCT AND IS NOT TRANSFERABLE.

Some countries, states or provinces do not allow the exclusion or limitation of incidental or consequential damages or allow limitations on warranties, so limitation or exclusions may not apply to you. This warranty gives you specific legal rights, and you may have other rights that vary from state to state or province to province. Contact your authorized retailer to determine if another warranty applies.

Limitation of Liability

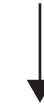
In no event shall SOUTHERN TELECOM INC. be liable for any incidental, indirect, special or consequential damages or liabilities (including but not limited to incidental or consequential damages for loss of time, inconvenience, loss of use of product, or any other consequential or incidental loss) in connection with the purchase, use, or operation of the product. SOUTHERN TELECOM INC. is not liable for property damage, personal injury, or death.

The BROOKSTONE® trademarks, names and logos are owned by BKST Brand Holdings LLC. ©2020. All rights reserved. Manufactured, marketed and distributed by Southern Telecom, Inc under license. All rights reserved. www.southern telecom.com. Southern Telecom, Inc., Brooklyn, NY 11220

All product names, trademarks, and registered trademarks are property of their respective owners. All company, product, and service names used in this document are for identification purposes only. Use of these names, trademarks, and brands does not imply endorsement.

Designed in the U.S.
Made in China
v1. 11/2020

(Front Cover)



Brookstone®

BLUGLIDE ELITE 10 Electric Scooter



Instruction Manual BSSCT1001

Before You Begin

In the Box

- BSSCT1001 - Electric Scooter (x1)
- Charging Adapter (x1)
- Hex Key (x1)
- Instruction Manual (x1)

Table of Contents

General Information.....	1
Safety Warnings & Important Information.....	1
Location of Controls.....	2
Folding and Unfolding the Scooter.....	3
Charging the Scooter.....	4
Powering ON/OFF.....	4
Accelerating and Braking.....	5
Adjusting the Gear.....	5
Using the Headlight.....	5
Using Cruise Control.....	5
Safety Tips.....	5
Maintenance & Storage.....	6
Additional Safety Warnings.....	7
Battery Safety Information.....	8
Product Information.....	9
Compliance Information.....	10
Warranty & Legal Information.....	11

General Information

READ CAREFULLY AND KEEP THIS MANUAL. Read the entire instruction manual before operating, and save for future reference.

For your safety, **follow all safety instructions and heed all warnings in this manual.** Always exercise caution and good judgment when riding the scooter.

If you have any questions or cannot find the information you need in the manual, please visit our website at **www.customerservice123.com**.

Before contacting customer service, please have your model number, serial number and proof of purchase available as these will be needed during the call.

Safety Warnings & Important Information

The BSSCT1001 Electric Scooter ("the Scooter") is a personal scooter that uses electrical power. By riding the scooter, the user acknowledges and accepts responsibility of all risks associated with the use of the Scooter which may include, but are not limited to, abrasions, muscle injuries, broken bones, lacerations, serious injury, and possible death, which may be sustained by using the Scooter.

To better ensure your safety, read and follow ALL safety instructions and warnings in this Instruction Manual, and **ALWAYS USE APPROPRIATE PROTECTIVE GEAR.** Only use the Scooter as indicated in this manual.

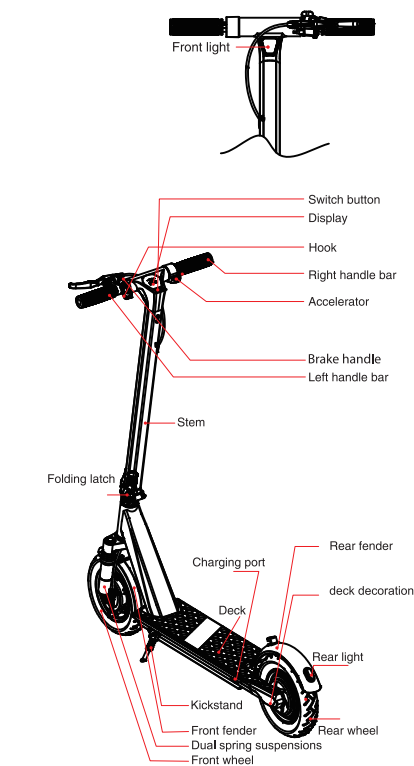
CAUTION
Appropriate gear should include a CPSC-approved helmet and other gear including knee and elbow pads.

Use the Scooter at your own risk. We are not responsible for mishaps due to lack of common sense.

1

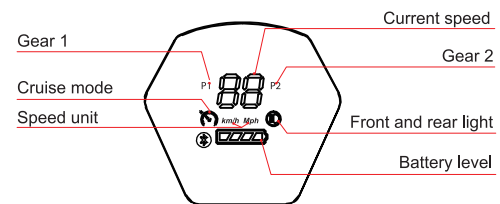
Getting Started

Location of Controls



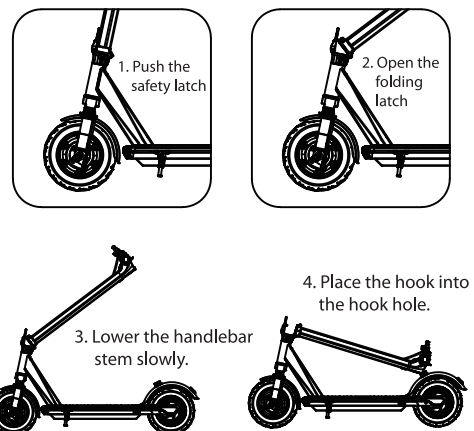
2

Location of Controls (cont'd)



Folding and Unfolding the Scooter

Note: Before folding or unfolding the scooter, make sure the scooter is powered off, and the kickstand is closed.



3

Charging the Scooter

Undo the cap over the charging port and plug the pin of the included charging adapter into the charging port. Plug the other end into an electrical outlet.

The LED indicator will **light up RED** while the scooter is charging and **turn GREEN** when the scooter is fully charged. The scooter may take up to 5 hours to recharge.

Disconnect the charging adapter when the scooter is finished charging.

WARNING

- Read and follow the full list of battery safety warnings at the back of this manual. Failure to follow the rules may result in damage, serious injury or death.
- Do not attempt to use the scooter while it is charging or connected to the charger.
- Do not charge immediately after use. Allow the scooter to cool down for an hour before charging it.
- Only charge with the included charging adapter.

Powering ON/OFF

Press and hold the [⏻] button **for 2 seconds** to power the scooter ON or OFF. The display screen will light up when the scooter is powered on, and turn off when the scooter is powered off.



4

Accelerating and Braking

- To accelerate, press down the acceleration control on the right side of the handlebars.
- To brake, squeeze the brake handle on the left handlebar, press the rear brake with your foot, or use both.

Note: The maximum range of the scooter will depend on the user's weight, and road conditions.

Adjusting the Gear

You can adjust the scooter's gear between P1 (15 km/h) and P2 (25 km/h) using the [⚙] button.

Using the Headlight

2x press the the [⏻] button to turn the headlights ON or OFF.

Using Cruise Control

The scooter will automatically enter cruise control mode after you have traveled the same speed for 6 seconds.

- Press the brake handle to disable cruise control.

Safety Tips

- Do not rest your body weight on the handle.
- Keep your body parallel with the handle while turning.
- When braking, shift your body weight back to avoid falling forward with the scooter, or damaging the braking or steering systems.

5

Maintenance & Storage

Cleaning the Scooter

Power the scooter OFF before cleaning, and make sure the charging port is covered by its rubber seal.

The scooter should be cleaned with a damp cloth. If necessary, a stiff brush can be used to remove tougher dirt first.

Warning: Do not use alcohol, gas, kerosene or other corrosive and volatile chemical solvents. Do not spray with pressurized water. This can damage the appearance and the internal electronics of the scooter.

Maintenance

At regular intervals, check the scooter's bearings, wheels, brake pad, screws and other fasteners for proper fitting and good condition. This will help ensure safe riding.

Battery Maintenance

Excessive heat and excessive cold can cause the battery to discharge, and damage battery cells. Do not keep the batteries in temperatures above 104 °F (40 °C). The ideal storage temperature is between 68 °F (20 °C) and 86 °F (30 °C).

When possible, avoid draining the batteries 100%. It is best to charge the battery while there is still some power remaining. This will extend battery life.

Storage

When not in use, store the scooter in a cool, dry place, away from sources of water, humidity, heat, sunlight, wind and fire. Avoid leaving it outdoors, as it is not made for use in wet areas.

6