

FOLD INWARD



(Back Cover)

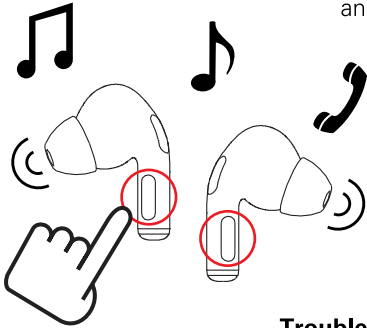


(Front Cover)



④

Press earbud buttons to play + pause and answer + end phone calls, and more!



Trouble setting up?
See the full Instruction Manual included with this product for complete instructions.

Brookstone®



Brookstone® trademark, name and logos are trademarks of BKST Brand Holdings LLC and used under license. Manufactured and Marked by Southern Telecom, Inc. under license.

Southern Telecom
Brooklyn, NY 11220

Model No.: BSHP23

1-877-668-4839 (Toll Free)
Monday - Friday: 8AM - 10PM (EST)

Printed in China
v1. 09-2020

Brookstone®

SONICAIRPRO

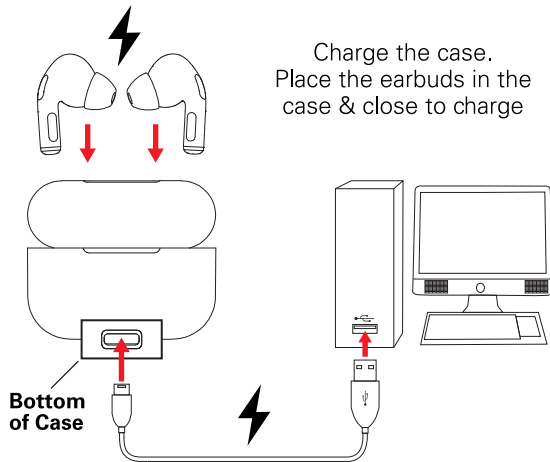
True Wireless Earbuds



Quickstart Guide

①

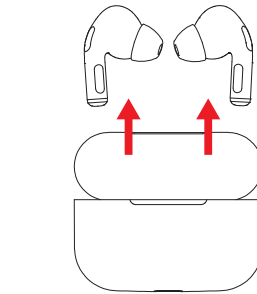
Charge the case. Place the earbuds in the case & close to charge



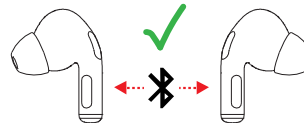
Bottom of Case

②

Power earbuds ON by removing them from their case



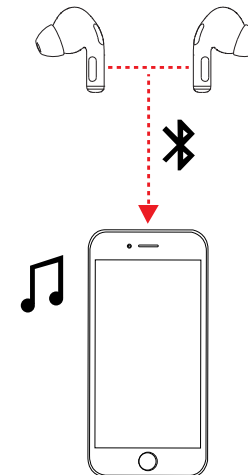
After a moment, the earbuds will pair to each other



A tone will be heard

③

In your device's Bluetooth settings, select **BSHP23**



When paired, a tone will be heard