

Brookstone®

Brookstone® trademark, name and logos are trademarks of BKST Brand Holdings LLC and used under license.
Manufactured and Marked by Marcelle Group, LLC. under license.

Marcelle Group
Brooklyn, NY 11220

Model No.: BSHL110

1-888-550-9121 (Toll Free)
Monday - Friday: 8AM - 10PM (EST)

Brookstone®

Himalayan Salt Lamp

With Built-In Dimmer



TABLE OF CONTENTS

Compliance Information.....	1
Electrical Safety.....	2
Before You Begin...	
Additional Warnings.....	4
In the Box.....	4
Getting Started	
Location of Controls.....	5
Setting Up.....	6
Using the Lamp.....	6
Storage & Maintenance.....	7
Replacing the Bulb.....	7
Warranty Information.....	8

Warranty (cont'd)

NO WARRANTIES, WHETHER EXPRESS OR IMPLIED, INCLUDING, BUT NOT LIMITED TO, ANY IMPLIED WARRANTIES OF MERCHANTABILITY OR FITNESS FOR A PARTICULAR PURPOSE, OTHER THAN THOSE EXPRESSLY DESCRIBED ABOVE SHALL APPLY. DISTRIBUTOR FURTHER DISCLAIMS ALL WARRANTIES AFTER THE EXPRESS WARRANTY PERIOD STATED ABOVE. NO OTHER EXPRESS WARRANTY OR GUARANTY GIVEN BY ANY PERSON, FIRM OR ENTITY WITH RESPECT TO THE PRODUCT SHALL BE BINDING ON DISTRIBUTOR. REPAIR, REPLACEMENT, OR REFUND OF THE ORIGINAL PURCHASE PRICE - AT DISTRIBUTOR'S SOLE DISCRETION - ARE THE EXCLUSIVE REMEDIES OF THE CONSUMER. IN NO EVENT WILL DISTRIBUTOR OR ITS MANUFACTURERS BE LIABLE FOR ANY INCIDENTAL, DIRECT, INDIRECT, SPECIAL, PUNITIVE OR CONSEQUENTIAL DAMAGES (SUCH AS, BUT NOT LIMITED TO, DAMAGES FOR LOSS OF PROFITS, BUSINESS, SAVINGS, DATA OR RECORDS) CAUSED BY THE USE, MISUSE OR INABILITY TO USE THE PRODUCT. EXCEPT AS STATED HEREIN, NO OTHER WARRANTIES SHALL APPLY. NOTWITHSTANDING THE FOREGOING, CONSUMER'S RECOVERY AGAINST DISTRIBUTOR SHALL NOT EXCEED THE PURCHASE PRICE OF THE PRODUCT SOLD BY DISTRIBUTOR. THIS WARRANTY SHALL NOT EXTEND TO ANYONE OTHER THAN THE ORIGINAL CONSUMER WHO PURCHASED THE PRODUCT AND IS NOT TRANSFERABLE.

Some countries, states or provinces do not allow the exclusion or limitation of incidental or consequential damages or allow limitations on warranties, so limitation or exclusions may not apply to you. This warranty gives you specific legal rights, and you may have other rights that vary from state to state or province to province. Contact your authorized retailer to determine if another warranty applies.

All product names, trademarks, and registered trademarks are property of their respective owners. All company, product, and service names used in this document are for identification purposes only. Use of these names, trademarks, and brands does not imply endorsement.

Printed in China
v1. 02-2020

Warranty Information

90-day Limited Warranty
Territory: United States/Canada

LIMITED WARRANTY TO ORIGINAL CONSUMER

This product (including any accessories included in the original packaging) as supplied and distributed new by an authorized retailer is warranted by Southern Telecom, Inc. to the original consumer purchaser against defects in materials and workmanship ("Warranty") as follows:

To obtain warranty service:

- Visit our website at www.southerntelecom.com
- Click on **Product Support**
- Select the **Brand** of your device
- Select **Service Request** and fill out the form to begin your inquiry

Your product will be repaired or replaced, at our option, for the same or similar model of equal value if examination by the service center determines this product is defective. Products received damaged as a result of shipping will require you to file a claim with the carrier.

Warranty service not provided

This warranty does not cover damage resulting from accident, misuse, abuse, improper installation or operation, lack of reasonable care, unauthorized modification including software modifications such as the installation of custom firmware. This warranty is voided in the event any unauthorized person opens, alters or repairs this product. All products being returned to the authorized service center for repair must be suitably packaged.

FCC Information

This device complies with Part 15 of the FCC Rules.

Caution: Any changes or modifications not expressly approved could void the user's authority to operate the equipment.

Note: This equipment has been tested and found to comply with the limits for a Class B digital device, pursuant to part 15 of the FCC Rules. These limits are designed to provide reasonable protection against harmful interference in a residential installation. This equipment generates, uses and can radiate radio frequency energy and, if not installed and used in accordance with the instructions, may cause harmful interference to radio communications. However, there is no guarantee that interference will not occur in a particular installation. If this equipment does cause harmful interference to radio or television reception, which can be determined by turning the equipment off and on, the user is encouraged to try to correct the interference by one or more of the following measures:

- Reorient or relocate the receiving antenna.
- Increase the separation between the equipment and receiver.
- Connect the equipment into an outlet on a circuit different from that to which the receiver is connected.
- Consult the dealer or an experienced radio/TV technician for help.

This device complies with Part 15 of the FCC Rules. Operation is subject to the following two conditions: (1) This device may not cause harmful interference, and (2) this device must accept any interference received, including interference that may cause undesired operation.


Radiation Exposure Information

This device has been evaluated to meet general RF exposure requirements. The device can be used in portable exposure conditions without restriction.

Rating Label Definitions

 Direct current symbol.

 This symbol represents FCC Declaration of Conformity and compliance.

 The UL Listing mark for the U.S. / Canada indicates that this end product meets the standards set by the third-party certification company UL (Underwriters Laboratories) a safety organization that sets industry-wide standards on new products, for the U.S. and Canada.

Electrical Safety

IMPORTANT SAFETY INSTRUCTIONS. READ CAREFULLY AND KEEP THIS MANUAL.



Warning

To reduce risk of electric shock, and to ensure safe and proper use, read all safety information before using the device.

- **THIS IS NOT A TOY, Please keep away from children and pets.**
- Follow all instructions. Heed all warnings.
- For indoor use only.
- Only use with manufacturer-approved accessories, and supplies.
- Do not expose the unit to extreme temperatures (heat or cold), open flames, humid conditions, or wet conditions.
- Keep away from rain and moisture. Do not submerge in water.
- Never operate or handle the product or plug with wet hands.
- Clean only with a dry cloth.
- For safe use, plug only into accessible wall outlets where a device is ventilated and will not be in contact with bed covering or other material. Install in accordance with the manufacturer's instructions.
- Do not install near any heat sources such as radiators, heat registers, stoves, or other apparatus (including amplifiers) that produce heat.
- Do not defeat the safety purpose of the polarized or grounding-type plug. A polarized plug has two blades with one wider than the other. A grounding-type plug has two blades and a third grounding prong. The wide blade or the third prong are provided for your safety. When the provided plug does not fit into your outlet, consult an electrician for replacement of the obsolete outlet.
- Protect the power cord from being walked on or pinched particularly at plugs, convenience receptacles, and the point where they exit from the apparatus.
- Unplug during lightning storms or when unused for long periods of time.
- Do not open or attempt to repair the unit yourself should it not be working.
- Refer all servicing to qualified service personnel. Servicing is required when the apparatus has been damaged in any way, such as power-supply cord or plug is damaged or wires are exposed; liquid has been spilled or objects have fallen into the apparatus; the apparatus has been exposed to rain or moisture, does not operate normally, or has been dropped.
- **WARNING:** The mains plug is used as a disconnect device; the disconnect device shall remain readily operable.
- **WARNING:** To reduce the risk of fire or electric shock, do not expose this apparatus to rain or moisture. The apparatus shall not be exposed to dripping or splashing, and objects filled with liquids, such as vases, shall not be placed on apparatus.

Storage & Maintenance

When not using the lamp, it is recommended that it is stored away in a safe location, away from sources of water or heat and free of dust and debris.

If the lamp is dirty, wipe the outside down with a clean microfiber cloth. **Do not clean with water or any sort of cleaning liquid or detergent.**



Replacing the Bulb

Turn off, unplug and carefully turn the salt rock lamp upside down. Gently pull and remove the wired base from the salt rock lamp shade.

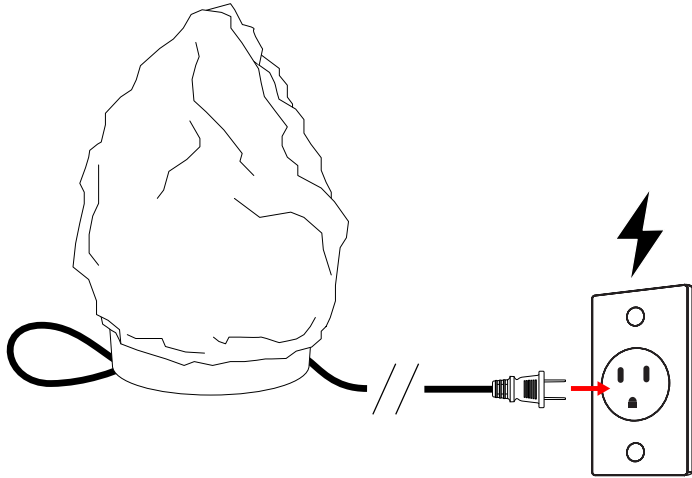
Unscrew the bulb and replace with a new **15-Watt E12** incandescent bulb.

Once the bulb is replaced, gently slide the base back into the lamp shade.

Setting Up

Caution: The lamp may be heavy and can cause damage if dropped, please handle with two hands. Do NOT place the lamp near the edge of surfaces, as it might tip and fall over. Do NOT place the lamp on weak, broken or unsteady surface.

Place the lamp on a flat, sturdy surface. Plug into an electrical outlet.



Using the Lamp

- Move the **[Power]** dial on the inline controller until it clicks to power ON/OFF.
- When powered on, move the **[Power]** dial to adjust the light brightness.

6

⚠ Caution

- Do not use appliance for other than intended use.
- Do not operate unattended.
- Do NOT put fingers or hands into the product.
- **Keep out of reach of children and pets.** Children should not be left unsupervised near this product. This unit is not to be used by children or any person(s) with reduced physical, sensory, or mental capabilities, or lack of experience and knowledge unless they have been given express supervision and instruction.

Additional Precautions and Warnings

- The output power taken from the supply must not exceed the rating given on the power supply.
- Always turn off and unplug when not in use or before maintenance.
- Keep away from direct sunlight, heat sources, air conditioners, and fans.
- Handle this device with care, it is fragile and heavy. If dropped or thrown it may cause damage or bodily harm. **DO NOT DROP OR THROW THIS DEVICE.**
- Keep away from electronic equipment.
- If smoke or burning smell is detected, immediately unplug the unit.
- It is recommended, if the product will not be in use for a long period of time, that the lamp be covered to protect it from exposure to dust.
- Do not use outdoors.

3

Before You Begin...

READ THIS MANUAL CAREFULLY AND SAVE FOR FUTURE REFERENCE

To ensure safe and proper use, read all safety information before using the device. Only use with manufacturer-approved accessories and supplies.

- **THIS DEVICE IS NOT A TOY**, do NOT allow children or pets to use or play with this device.
- **Do not disassemble, modify, or repair the device.**
- Do not expose the device to extreme temperatures (heat or cold), open flames, humid, or wet conditions.
- **Do not submerge in water.**

Questions & Customer Support

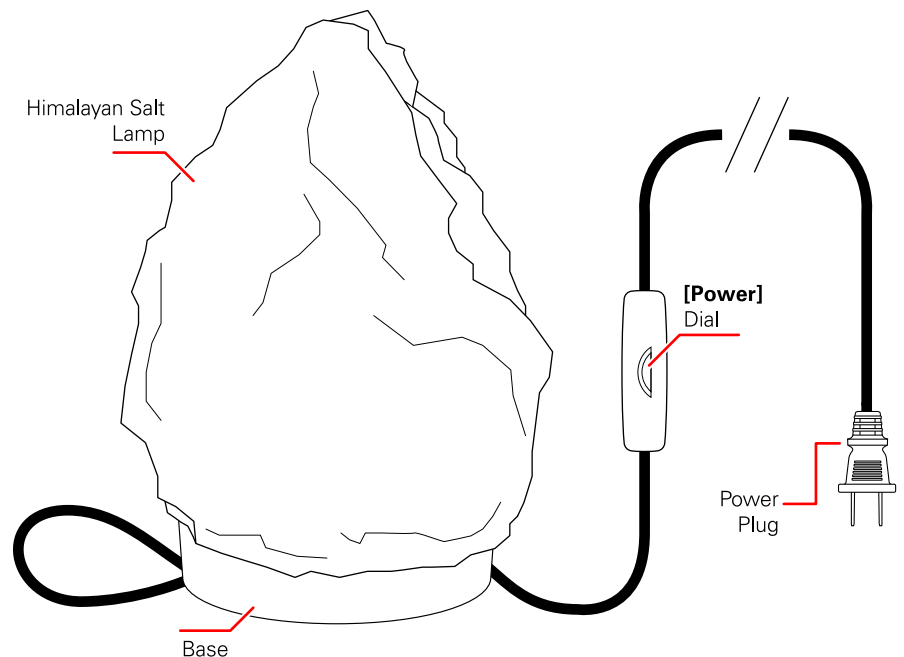
For any issues concerning this product, please visit our website at SouthernTelecom.com and click on Product Support.

In the Box

- BSHL110 - Himalayan Salt Lamp (x1)
- 15-Watt Light Bulb (x1)
- Instruction Manual (x1)

4

Location of Controls



5