



LED Basketball CPTN1002

READ CAREFULLY AND KEEP THIS CARD

General Warnings

- Do not use in the rain, sleet or snow. Keep away from water and extreme temperatures.
- Adult supervision is required when performing any maintenance on the ball.
- The ball comes with built-in batteries which should not be disposed of with regular household waste. Follow all local laws and regulations in disposing of batteries.

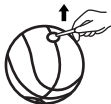
Setting Up

- The ball comes with batteries already installed. Pull the tab marked "PULL" to remove the spacer insulating the batteries.
- To activate the lights, bounce the ball. The lights are impact-activated.
- If the spacer is broken and cannot be pulled out, or if the ball does not light up after the spacer is removed, try following the steps in the **Replacing the Batteries** section below to re-install the light unit or replace the batteries.

Replacing the Batteries

CAUTION: Do not use a sharp tool to open the cap. It is recommended to use a key. These procedures should be done carefully, under adult supervision ONLY.

Keep all batteries, wrenches, plastic bags and other accessories away from babies, children and pets. They are NOT toys. They can cause injury, suffocation, poisoning or other dangers.



STEP 1

Deflate the ball slightly and use a non-sharp tool such as a key to pry open the end cap. Do not use a sharp tool as this may damage the ball.



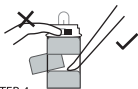
STEP 2

Use the hook of the tool to pull out the light unit.



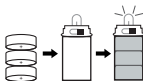
STEP 3

Pull the transparent tube containing the batteries out of the unit.



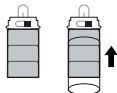
STEP 4

Use the tool to push the batteries out of the unit as shown above.



STEP 5

Insert 3 new LR44 coin cell batteries with the positive poles facing down. Do not mix old and new batteries, or mix different types or brands of battery.



STEP 6

Place the transparent tube of batteries back into the light unit.

Instructions continued on back of page



STEP 7
Return the light unit into its container in the ball.



STEP 8
Replace the cap, with the textured side facing outward. Press into the ball until secured.



STEP 9
Use the assembly tool to adjust the cap so that it is flat against the ball surface.

90-day Limited Warranty

Territory: United States/Canada

LIMITED WARRANTY TO ORIGINAL CONSUMER

This product (including any accessories included in the original packaging) as supplied and distributed new by an authorized retailer is warranted by Southern Telecom, Inc. to the original consumer purchaser against defects in materials and workmanship ("Warranty") as follows:

To obtain warranty service:

- Visit our website at www.southerntelecom.com
- Click on **Product Support**
- Select the **Brand** of your device
- Select **Service Request** and fill out the form to begin your inquiry

Your product will be repaired or replaced, at our option, for the same or similar model of equal value if examination by the service center determines this product is defective. Products received damaged as a result of shipping will require you to file a claim with the carrier.

Warranty service not provided

This warranty does not cover damage resulting from accident, misuse, abuse, improper installation or operation, lack of reasonable care, unauthorized modification including software modifications such as the installation of custom firmware. This warranty is voided in the event any unauthorized person opens, alters or repairs this product. All products being returned to the authorized service center for repair must be suitably packaged.

NO WARRANTIES, WHETHER EXPRESS OR IMPLIED, INCLUDING, BUT NOT LIMITED TO, ANY IMPLIED WARRANTIES OF MERCHANTABILITY OR FITNESS FOR A PARTICULAR PURPOSE, OTHER THAN THOSE EXPRESSLY DESCRIBED ABOVE SHALL APPLY. DISTRIBUTOR FURTHER DISCLAIMS ALL WARRANTIES AFTER THE EXPRESS WARRANTY PERIOD STATED ABOVE. NO OTHER EXPRESS WARRANTY OR GUARANTY GIVEN BY ANY PERSON, FIRM OR ENTITY WITH RESPECT TO THE PRODUCT SHALL BE BINDING ON DISTRIBUTOR. REPAIR, REPLACEMENT, OR REFUND OF THE ORIGINAL PURCHASE PRICE - AT DISTRIBUTOR'S SOLE DISCRETION - ARE THE EXCLUSIVE REMEDIES OF THE CONSUMER. IN NO EVENT WILL DISTRIBUTOR OR ITS MANUFACTURERS BE LIABLE FOR ANY INCIDENTAL, DIRECT, INDIRECT, SPECIAL, PUNITIVE OR CONSEQUENTIAL DAMAGES (SUCH AS, BUT NOT LIMITED TO, DAMAGES FOR LOSS OF PROFITS, BUSINESS, SAVINGS, DATA OR RECORDS) CAUSED BY THE USE, MISUSE OR INABILITY TO USE THE PRODUCT. EXCEPT AS STATED HEREIN, NO OTHER WARRANTIES SHALL APPLY. NOTWITHSTANDING THE FOREGOING, CONSUMER'S RECOVERY AGAINST DISTRIBUTOR SHALL NOT EXCEED THE PURCHASE PRICE OF THE PRODUCT SOLD BY DISTRIBUTOR. THIS WARRANTY SHALL NOT EXTEND TO ANYONE OTHER THAN THE ORIGINAL CONSUMER WHO PURCHASED THE PRODUCT AND IS NOT TRANSFERABLE.

Some countries, states or provinces do not allow the exclusion or limitation of incidental or consequential damages or allow limitations on warranties, so limitation or exclusions may not apply to you. This warranty gives you specific legal rights, and you may have other rights that vary from state to state or province to province. Contact your authorized retailer to determine if another warranty applies.



This batteries that come installed in this device must not be discarded as household waste, and should be delivered to an appropriate collection facility for recycling. Proper disposal and recycling helps protect natural resources, human health and the environment.

All product names, trademarks, and registered trademarks are property of their respective owners. All company, product, and service names used in this document are for identification purposes only. Use of these names, trademarks, and brands does not imply endorsement.

Printed in China
v1. 11-2020