

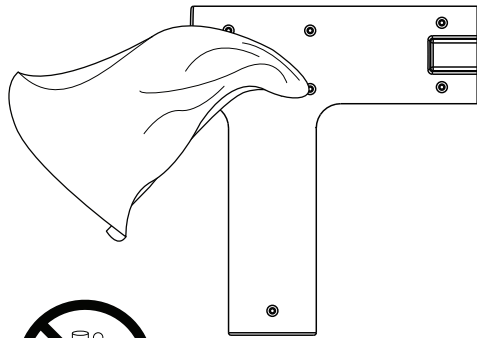
Cleaning and Storage

Let massager cool after use before attempting to clean. Unplug the massager and remove all attachments. Clean individual pieces with a damp towel, and then wipe dry with a soft cloth for storage.

Note: Do NOT let the [Power] Button, charging port or charging cable get wet. If it becomes wet, do NOT power ON or plug in until completely dry.

Storage

When not using for a long period of time, the massage gun should be stored away from sources of water, heat, wind, sunshine or dust. It is best stored in an airtight bag or box (*not included*).



Do not use any soap, detergent, or bleach to clean

Compliance Information

FCC Information

This device complies with Part 15 of the FCC Rules.

Caution: Any changes or modifications not expressly approved could void the user's authority to operate the equipment.

Note: This equipment has been tested and found to comply with the limits for a Class B digital device, pursuant to part 15 of the FCC Rules. These limits are designed to provide reasonable protection against harmful interference in a residential installation. This equipment generates, uses and can radiate radio frequency energy and, if not installed and used in accordance with the instructions, may cause harmful interference to radio or television reception, which can be determined by turning the equipment off and on, the user is encouraged to try to correct the interference by one or more of the following measures:

- Reorient or relocate the receiving antenna.
- Increase the separation between the equipment and receiver.
- Connect the equipment into an outlet on a circuit different from that to which the receiver is connected.
- Consult the dealer or an experienced radio/TV technician for help.

This device complies with Part 15 of the FCC Rules. Operation is subject to the following two conditions: (1) This device may not cause harmful interference, and (2) this device must accept any interference received, including interference that may cause undesired operation.

Radiation Exposure Information

This device has been evaluated to meet general RF exposure requirements. The device can be used in portable exposure conditions without restriction.

WARNING Li-ion Battery Inside

This product is fitted with a Li-ion battery. Do not damage, open, or dismantle the battery and do not use it in damp and/or corrosive conditions. Use only with compatible chargers. Never dispose of batteries in a fire, and never expose them to high temperatures. Do not expose the product to temperatures exceeding 60°C (140°F).



Rating Label Definitions

Direct Current

This symbol represents FCC Declaration of Conformity and compliance.

This symbol signifies that the product must not be discarded as household waste, and should be delivered to an appropriate collection facility for recycling. Proper disposal and recycling helps protect natural resources, human health and the environment.

This symbol signifies and declares that this equipment complies with battery charging which complies with California CEC and energy efficiency.

Warranty Information

90-day Limited Warranty

Territory: United States/Canada

LIMITED WARRANTY TO ORIGINAL CONSUMER

This product as supplied and distributed new by an authorized retailer is warranted by Southern Telecom, Inc. to the original consumer purchaser against defects in materials and workmanship ("Warranty") as follows:

To obtain warranty service:

- Visit our customer support portal www.customersupport123.com
- Select the brand and model of your device
- Select "Service Request" and fill out the form to begin your inquiry
- Exchanges require dated proof of purchase from an authorized retailer

Your product will be repaired or replaced, at our option, for the same or similar model of equal value if examination by the service center determines this product is defective. Products received damaged as a result of shipping will require you to file a claim with the carrier.

Warranty service not provided

This warranty does not cover damage resulting from accident, misuse, abuse, improper installation or operation, lack of reasonable care, unauthorized modification including software modifications such as the installation of custom firmware. This warranty is voided in the event any unauthorized person opens, alters or repairs this product. All products being returned to the authorized service center for repair must be suitably packaged.

NO WARRANTIES, WHETHER EXPRESS OR IMPLIED, INCLUDING, BUT NOT LIMITED TO, ANY IMPLIED WARRANTIES OF MERCHANTABILITY OR FITNESS FOR A PARTICULAR PURPOSE, OTHER THAN THOSE EXPRESSLY DESCRIBED ABOVE, SHALL APPLY. DISTRIBUTOR FURTHER DISCLAIMS ALL WARRANTIES AFTER THE EXPRESS WARRANTY PERIOD STATED ABOVE. NO OTHER EXPRESS WARRANTY OR GUARANTY GIVEN BY ANY PERSON, FIRM OR ENTITY WITH RESPECT TO THE PRODUCT SHALL BE BINDING ON DISTRIBUTOR. REPAIR, REPLACEMENT, OR REFUND OF THE ORIGINAL PURCHASE PRICE - AT DISTRIBUTOR'S SOLE DISCRETION - ARE THE EXCLUSIVE REMEDIES OF THE CONSUMER. IN NO EVENT WILL DISTRIBUTOR OR ITS MANUFACTURERS BE LIABLE FOR ANY INCIDENTAL, DIRECT, INDIRECT, SPECIAL, PUNITIVE OR CONSEQUENTIAL DAMAGES (SUCH AS, BUT NOT LIMITED TO, DAMAGES FOR LOSS OF PROFITS, BUSINESS, SAVINGS, DATA OR RECORDS) CAUSED BY THE USE, MISUSE OR INABILITY TO USE THE PRODUCT EXCEPT AS STATED HEREIN. NO OTHER WARRANTIES SHALL APPLY. NOTWITHSTANDING THE FOREGOING, CONSUMER'S RECOVERY AGAINST DISTRIBUTOR SHALL NOT EXCEED THE PURCHASE PRICE OF THE PRODUCT SOLD BY DISTRIBUTOR. THIS WARRANTY SHALL NOT EXTEND TO ANYONE OTHER THAN THE ORIGINAL CONSUMER WHO PURCHASED THE PRODUCT AND IS NOT TRANSFERABLE.

Some countries, states or provinces do not allow the exclusion or limitation of incidental or consequential damages or allow limitations on warranties, so limitation or exclusions may not apply to you. This warranty gives you specific legal rights, and you may have other rights that vary from state to state or province to province. Contact your authorized retailer to determine if another warranty applies.

Recovery Massager is a trademark of Southern Telecom. All product names, trademarks, and registered trademarks are property of their respective owners. All company, product, and service names used in this document are for identification purposes only. Use of these names, trademarks, and brands does not imply endorsement.

Printed in China/Designed in the U.S.
v1.12-2020



RECOVERY MASSAGER

VIBRATING HANDHELD MASSAGER WITH CORDLESS OPERATION



Instruction Guide ASOTVMG

Before You Begin...

READ CAREFULLY AND SAVE THIS MANUAL

NOT Intended for Medical Use

This product is designed as a non-professional device to soothe tired and aching muscles. It is not intended to be a substitute for medical attention. If your ailments persist or worsen after use, contact your doctor immediately.

Please consult your doctor prior to using this product, if:

- You are pregnant
- You have a pacemaker
- You have any concerns regarding your health

Caution

- **THIS IS NOT A TOY, keep away from children and pets.**
- Do not expose the unit to extreme temperatures (heat or cold), open flames, humid conditions, or wet conditions.
- **Do not submerge in water.**
- Do not open this product or attempt to repair the unit yourself should it not be working.
- ONLY use the included power cable to charge this device.
- When not in use, the massager should be stored in a dry, cool location, away from sources of water or heat.
- It is recommended that the massager be covered and stored if it will not be in use for a long period of time.

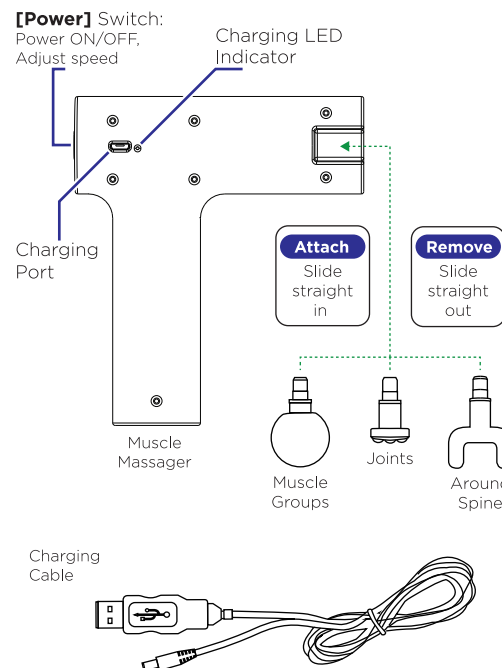
Additional Precautions & Warnings

1. Do not use the massager while it is charging.
2. Before connecting the device to the power supply, please ensure that the supply voltage stated on the rating plate is compatible with the unit.
3. Do not touch any part of the product with wet hands.
4. Keep away from direct sunlight, heat sources, air conditioners, or fans.
5. Never leave the appliance operating unattended. Always unplug when not in use.
6. Never charge or use the massager in a location where it could fall into water.
7. Do not use operate continuously for more than 15 minutes. Let cool 5-10 minutes before using again.
8. Extended use of the product can lead to the product's excessive heating and may cause damage to the product, its surroundings, or bodily harm. Should this occur, discontinue use and allow the unit to cool before operating.
9. If smoke or burning smell is detected, immediately unplug the unit.
10. Children should not be left unsupervised near this product. This unit is not to be used by children or any person(s) with reduced physical, sensory, or mental capabilities, or unless they have been given express supervision and instruction.
11. Always unplug the power cable before maintenance.

Location of Controls

In the Box

- ASOTVMG - Muscle Massager (x1)
- Vibration Heads (x3)
- Micro-USB Charging Cable (x1)
- Instruction Manual (x1)



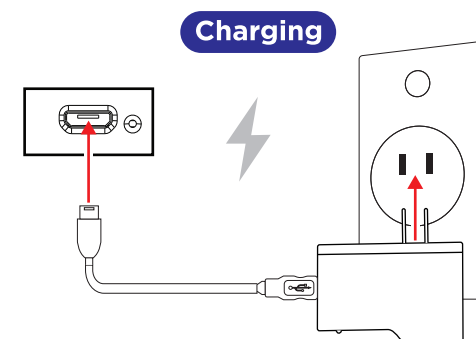
Getting Started

Charging the Massager

Plug the smaller connector of the included micro-USB charging cable into the charging port on the massager. Plug the larger connector into a USB power source, such as the USB port on a computer, or into a **5V USB adapter** (*not included*) and plug into a wall socket.

The charging LED indicator on the massager will **turn RED** when charging and **turn GREEN** when fully charged.

For best battery life, recharge the battery before it runs out completely.



Changing the Vibration Heads

To change attachments, firmly grasp the vibration head and slide straight out of the massager. Replace with a new attachment by aligning the stem of the head with the socket and pressing straight in.

Powering ON/OFF

Press + hold the [Power] button on the back of the massager to power ON or OFF.

Adjusting Vibration Speed

After powering ON, short press the [Power] button to adjust vibration speed.

Using the Massager

Choose a vibration head that best suits the area you wish to massage, and install the head on the massager.

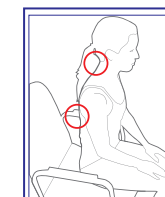
Power ON and adjust the vibration speed.

Apply the massager head to your body, and move the massager around the area in a circular motion. Do not use on head or groin area, or used more than 60-90 seconds at a time on a single point of contact.

The massager will slow down and become weak when it is low on battery. Please stop using and recharge.

Important Safety Warnings:

- If you experience any discomfort or pain while using, stop using immediately.
- Use only on dry, clean skin. Use only on soft tissues of the body. Do not used on hard or bone body parts.
- Keep fingers, hair and other body parts away from the shaft and back of the vibrating head to avoid them becoming pinched.



Warning

When using the massager on the neck or lower back area, **be careful to not apply excessive pressure** as these areas can be more sensitive and more susceptible to injury than other parts of the body.