

## Warranty Information

*This product as supplied and distributed new by Southern Telecom, Inc. to the original consumer purchaser is warranted by Southern Telecom against defects in material and workmanship for a period of one year from your date of purchase ("Warranty"). In the unlikely event that this product is defective, or does not perform properly, you may within one year from your original date of purchase return it to the authorized service center for repair or exchange.*

### Obtaining Warranty Service

To obtain warranty service on your Polaroid product go to our website, [SouthernTelecom.com](http://SouthernTelecom.com), and click on **Product Support**. Select **Polaroid**, then click on **Service Request** to get started.

Your product will be repaired or replaced, at our option, for the same or similar model of equal value if examination by the service center determines this product is defective. Products received damaged as a result of shipping, will require you to file a claim with the carrier.

IN NO EVENT WILL SOUTHERN TELECOM, ITS MANUFACTURERS, DISTRIBUTORS OR PLR IP HOLDINGS, LLC BE LIABLE FOR ANY INCIDENTAL, DIRECT, INDIRECT, SPECIAL, PUNITIVE OR CONSEQUENTIAL DAMAGES (SUCH AS, BUT NOT LIMITED TO, DAMAGES FOR LOSS OF PROFITS, BUSINESS, SAVINGS, DATA OR RECORDS) RELATED TO THIS PRODUCT, EXCEPT AS STATED HEREIN. NO OTHER WARRANTIES SHALL APPLY.

### Warranty Service Not Provided

\* This warranty does not cover damage resulting from accident, misuse, abuse, improper installation or operation, lack of reasonable care, or unauthorized modification. This warranty is voided in the event any unauthorized person opens, alters or repairs this product. All products being returned to the authorized service center for repair must be suitably packaged.  
\* No warranties, whether express or implied, including, but not limited to, any implied warranties of merchantability or fitness for a particular purpose, other than those expressly described above shall apply. Distributor further disclaims all warranties after the express warranty period stated above. No other express warranty or guaranty given by any person, firm or entity with respect to the product shall be binding on distributor. Repair, replacement, or refund of the original purchase price – at distributor's sole discretion – are the exclusive remedies of the consumer. In no event will distributor or its manufacturers be liable for any incidental, direct, indirect, special, punitive or consequential damages (such as, but not limited to, damages for loss of products, business, savings, data or records) caused by the use, misuse or inability to use the product. Except as stated herein, no other warranties shall apply. Notwithstanding the foregoing, consumer's recovery against distributor shall not exceed the purchase price of the product sold by distributor. This warranty shall not extend to anyone other than the original consumer who purchased the product and is not transferable.

Some countries, states or provinces do not allow the exclusion or limitation of incidental or consequential damages or allow limitations on warranties, so limitation or exclusions may not apply to you. This warranty gives you specific legal rights, and you may have other rights that vary from state to state or province to province. Contact your authorized retailer to determine if another warranty applies.

## Customer Support

For any questions or problems with your product, please visit our website at [SouthernTelecom.com](http://SouthernTelecom.com) and click on **Product Support**.



All product names, trademarks, and registered trademarks are property of their respective owners. All company, product, and service names used in this document are for identification purposes only. Use of these names, trademarks, and brands does not imply endorsement.

Printed in China  
v1. 04-2013

# NAVIGRIP

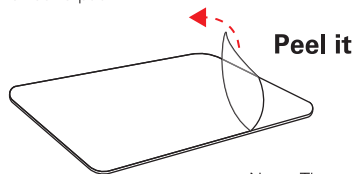
PHONE HOLDER & DASH MOUNT



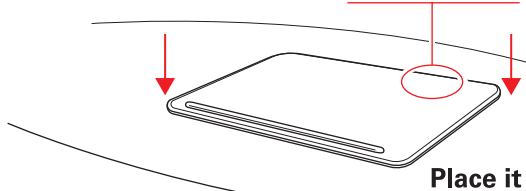
## Setup & Installation

ASOTVGPS11

1. Remove the protective liner on the underside of the large silicone pad.

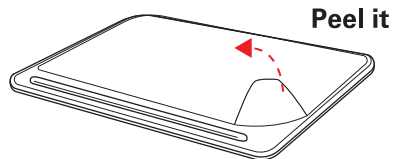


Note: The top side of the silicone pad has a textured surface, designed to keep your device in place.

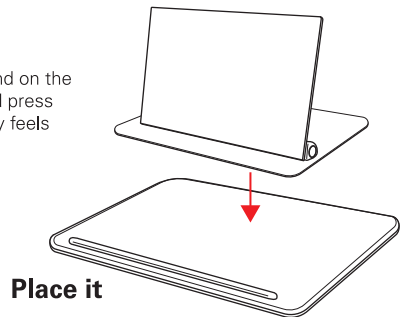


Stick it onto a flat, even surface on your dashboard.

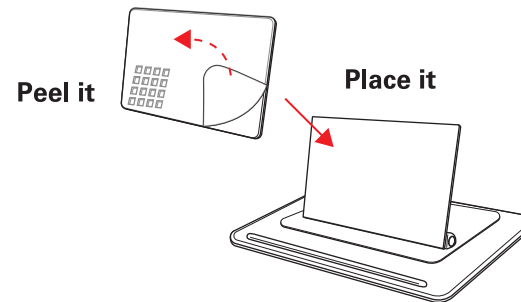
2. Remove the other liner from the large silicone pad.



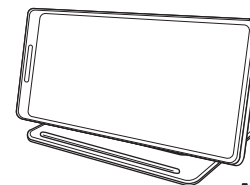
Place the display stand on the large silicone pad and press down until the display feels securely in place.



3. Remove the protective liner on the underside of the small silicone pad. Press down until secure.



Place your phone on the display so that it lays flat. The lip of the silicone pad will hold it in place.



**All done!**