


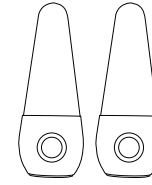
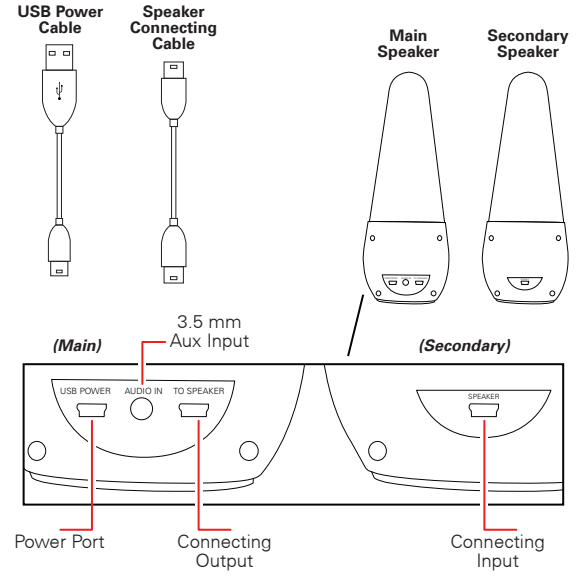
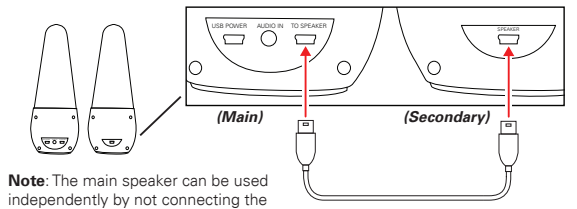
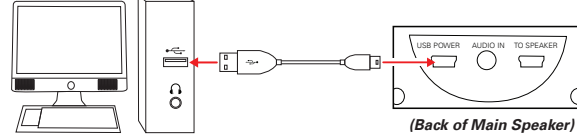
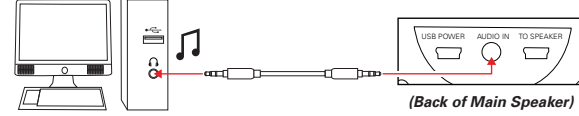


(Fold Inward) — — — — ▶

(Back Cover)

(Front Cover)

<h3>Compliance Information</h3> <p><b>FCC Information</b> This device complies with Part 15 of the FCC Rules.</p> <p><b>Caution:</b> Any changes or modifications not expressly approved could void the user's authority to operate the equipment.</p> <p><b>Note:</b> This equipment has been tested and found to comply with the limits for a Class B digital device, pursuant to part 15 of the FCC Rules. These limits are designed to provide reasonable protection against harmful interference in a residential installation. This equipment generates, uses and can radiate radio frequency energy and, if not installed and used in accordance with the instructions, may cause harmful interference to radio communications. However, there is no guarantee that interference will not occur in a particular installation. If this equipment does cause harmful interference to radio or television reception, which can be determined by turning the equipment off and on, the user is encouraged to try to correct the interference by one or more of the following measures:</p> <ul style="list-style-type: none"> <li>- Reorient or relocate the receiving antenna.</li> <li>- Increase the separation between the equipment and receiver.</li> <li>- Connect the equipment into an outlet on a circuit different from that to which the receiver is connected.</li> <li>- Consult the dealer or an experienced radio/TV technician for help.</li> </ul> <p>This device complies with Part 15 of the FCC Rules. Operation is subject to the following two conditions: (1) This device may not cause harmful interference, and (2) this device must accept any interference received, including interference that may cause undesired operation.</p> <p><b>Radiation Exposure Information</b> The device has been evaluated to meet general RF exposure requirement. The device can be used in portable exposure condition without restriction.</p> <p><b>Rating Label Definitions</b></p> <p>— Direct current symbol.</p> <p> <b>Bluetooth</b> This symbol signifies that this is a wireless device powered by Bluetooth® technology. The Bluetooth® word mark and logos are registered trademarks owned by Bluetooth SIG, Inc., used under license.</p>	<h3>Warranty Information</h3> <p><b>90-Day Limited Warranty</b> Territory: United States</p> <p><b>LIMITED WARRANTY TO ORIGINAL CONSUMER</b> This product as supplied and distributed new by an authorized retailer is warranted by Southern Telecom, Inc. to the original consumer purchaser against defects in materials and workmanship ("Warranty") as follows:</p> <p><b>To obtain warranty service:</b></p> <ul style="list-style-type: none"> <li>• Visit our customer support portal: <a href="http://www.customersupport123.com">www.customersupport123.com</a> and select "Support".</li> <li>• Select the brand, fill out the corresponding form (exchanges require dated proof of purchase from an authorized retailer) then submit your request.</li> </ul> <p>Your product will be repaired or replaced, at our option, for the same or similar model of equal value if examination by the service center determines this product is defective. Products received damaged as a result of shipping will require you to file a claim with the carrier.</p> <p><b>Warranty service not provided</b> This warranty does not cover damage resulting from accident, misuse, abuse, improper installation or operation, lack of reasonable care, unauthorized modification including software modifications such as the installation of custom firmware. This warranty is voided in the event any unauthorized person opens, alters or repairs this product. All products being returned to the authorized service center for repair must be suitably packaged.</p> <p><b>NO WARRANTIES, WHETHER EXPRESS OR IMPLIED, INCLUDING, BUT NOT LIMITED TO, ANY IMPLIED WARRANTIES OF MERCHANTABILITY OR FITNESS FOR A PARTICULAR PURPOSE, OTHER THAN THOSE EXPRESSLY DESCRIBED ABOVE SHALL APPLY. DISTRIBUTOR FURTHER DISCLAIMS ALL WARRANTIES AFTER THE EXPRESS WARRANTY PERIOD STATED ABOVE. NO OTHER EXPRESS WARRANTY OR GUARANTEE GIVEN BY ANY PERSON, FIRM OR ENTITY WITH RESPECT TO THE PRODUCT SHALL BE BINDING ON DISTRIBUTOR. REPAIR, REPLACEMENT OR REFUND OF THE ORIGINAL PURCHASE PRICE - AT DISTRIBUTOR'S SOLE DISCRETION - ARE THE EXCLUSIVE REMEDIES OF THE CONSUMER. IN NO EVENT WILL DISTRIBUTOR OR ITS MANUFACTURERS BE LIABLE FOR ANY INCIDENTAL, DIRECT, INDIRECT, SPECIAL, PUNITIVE OR CONSEQUENTIAL DAMAGES (SUCH AS, BUT NOT LIMITED TO, DAMAGES FOR LOSS OF PROFITS, BUSINESS, SAVINGS, DATA OR RECORDS) CAUSED BY THE USE, MISUSE OR INABILITY TO USE THE PRODUCT EXCEPT AS STATED HEREIN. NO OTHER WARRANTIES SHALL APPLY. NOTWITHSTANDING THE FOREGOING, CONSUMER'S RECOVERY AGAINST DISTRIBUTOR SHALL NOT EXCEED THE PURCHASE PRICE OF THE PRODUCT SOLD BY DISTRIBUTOR. THIS WARRANTY SHALL NOT EXTEND TO ANYONE OTHER THAN THE ORIGINAL CONSUMER WHO PURCHASED THE PRODUCT AND IS NOT TRANSFERABLE.</b></p> <p>Some countries, states or provinces do not allow the exclusion or limitation of incidental or consequential damages or allow limitations on warranties, so limitation or exclusions may not apply to you. This warranty gives you specific legal rights, and you may have other rights that vary from state to state or province to province. Contact your authorized retailer to determine if another warranty applies.</p>	<h1>ART+SOUND™</h1>  <p>Printed in China v1. 03/2022</p>	<h1>ART+SOUND™</h1>  <p>Instruction Manual <b>Dancing Water Wireless Speakers</b> ARBT626</p>
--	--	---	--

<h3>Before You Begin...</h3> <p><b>Customer Support</b> For any questions or problems with your product, please visit our website at <a href="http://customersupport123.com">customersupport123.com</a> and click on <b>Support</b>.</p> <p><b>⚠ Caution</b> To ensure safe and proper use, read all safety information before using the device. Only use with manufacturer-approved batteries, chargers, accessories, and supplies.</p> <ul style="list-style-type: none"> <li>• <b>READ THIS MANUAL AND SAVE FOR FUTURE REFERENCE</b></li> <li>• <b>THIS DEVICE IS NOT A TOY</b>, do NOT allow children or pets to use or play with this device.</li> <li>• <b>Do not disassemble, modify, or repair the device.</b></li> <li>• Do not expose the unit to extreme temperatures (heat or cold), open flames, humid, or wet conditions.</li> <li>• <b>Do not submerge in water.</b></li> <li>• If using with a USB adapter, make sure the adapter is not damaged.</li> <li>• Do not allow the USB port or the connectors of the supplied USB cable to be exposed to dust, or water, or come into contact with any conductive materials such as liquids, metallic powders, etc.</li> </ul> <p><b>In the Box</b></p> <ul style="list-style-type: none"> <li>• ARBT626 - LED Speakers (x2)</li> <li>• Micro-USB Power Cable (x1)</li> <li>• Speaker Connecting Cable (x1)</li> <li>• Instruction Manual (x1)</li> </ul> 	<h3>Location of Controls</h3> 	<h3>Getting Started</h3> <p><b>Connecting the Secondary Speaker</b> Plug one end of the speaker connecting cable (both ends have the same connector, mini-USB) into the Connecting Output port on the back of the main speaker. Plug the other end into the Connecting Input port on the back of the secondary speaker.</p>  <p><b>Note:</b> The main speaker can be used independently by not connecting the secondary speaker. The secondary speaker cannot be used independently.</p> <p><b>Connecting to Power</b> Plug the small end of the included USB power cable into the Power Port on the back of the main speaker. Plug the large end into the USB port on a computer or a compatible <b>5V USB adapter</b> (not included) and plug into a wall socket.</p> 	<p><b>Using the Speakers</b> The speakers will power ON when connected to power. A tone will be heard, the LED lights will turn on, and the speakers will enter Bluetooth pairing mode. To play audio, pair to a Bluetooth®-enabled device or connect to the 3.5 mm aux port following the <b>Bluetooth Pairing</b> and <b>Using the Aux Port</b> instructions below.</p> <p>Playback and volume in both modes will be controlled with your connected device. When playing audio, the speakers' water jets will dance to the beat of your music. For best results, turn up the volume.</p> <p><b>Bluetooth Pairing</b></p> <ol style="list-style-type: none"> <li>1. Connect to power. The speakers will power ON in Bluetooth pairing mode.</li> <li>2. Set your smart device to search for Bluetooth devices. When it appears, select <b>ARBT626</b> from the list of found devices.</li> <li>3. After a successful pairing, a tone will be heard and your smart device will show that it is now paired to the speakers.</li> </ol> <p><b>Using the Aux Port</b> Plug one end of a 3.5 mm auxiliary cable (not included) into the 3.5 mm Aux Input port on the back of the main speaker. Plug the other end into the headphone jack or aux port on your media-playing device.</p> 
--	--	--	---