

Press earbud buttons to
play + pause and
answer + end phone calls

Consult the user guide for
full instructions or visit us
at SouthernTelecom.com
and click on **Product Support**

ART+SOUND™

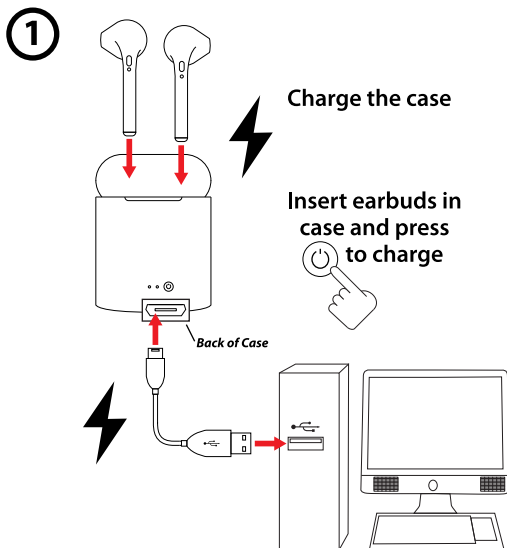
Printed in China
v2. 11-2019

ART+SOUND™



Quickstart Guide

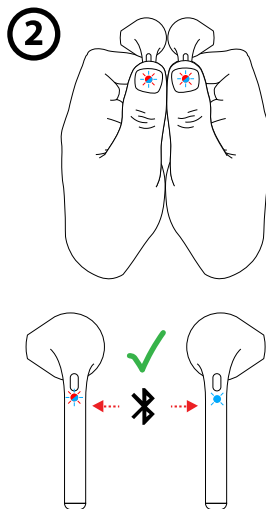
ARBT10



Charge the case

Insert earbuds in
case and press
to charge

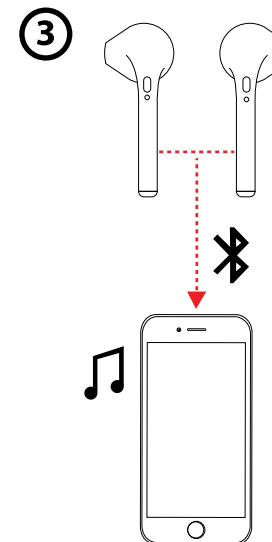
Back of Case



Press + hold the
earbuds' buttons until
their LED indicators
flash **RED + BLUE**

After a moment, the
earbuds will pair
to each other

One earbud will
flash **RED + BLUE**,
and the other will
slowly blink **BLUE**



In your device's
Bluetooth settings,
select **ARBT10**

After the earbuds pair
to your device, their
LED indicators will
slowly blink **BLUE**