



User Manual

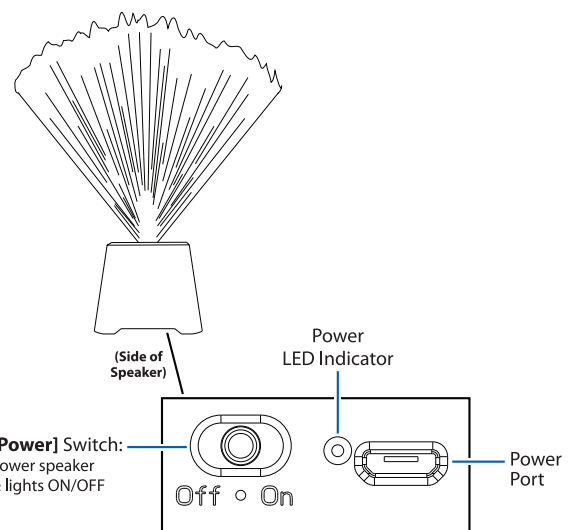
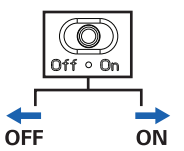
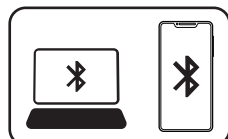
AR3025

(Fold Inward) — — — — ▶

(Back Cover)

(Front Cover)

<h3>Compliance Information</h3> <p>READ CAREFULLY AND SAVE THIS MANUAL FOR FUTURE REFERENCE</p> <p>FCC Information This device complies with Part 15 of the FCC Rules.</p> <p>Caution: Any changes or modifications not expressly approved could void the user's authority to operate the equipment.</p> <p>Note: This equipment has been tested and found to comply with the limits for a Class B digital device, pursuant to part 15 of the FCC Rules. These limits are designed to provide reasonable protection against harmful interference in a residential installation. This equipment generates, uses and can radiate radio frequency energy and, if not installed and used in accordance with the instructions, may cause harmful interference to radio communications. However, there is no guarantee that interference will not occur in a particular installation. If this equipment does cause harmful interference to radio or television reception, which can be determined by turning the equipment off and on, the user is encouraged to try to correct the interference by one or more of the following measures:</p> <ul style="list-style-type: none">– Reorient or relocate the receiving antenna.– Increase the separation between the equipment and receiver.– Connect the equipment into an outlet on a circuit different from that to which the receiver is connected.– Consult the dealer or an experienced radio/TV technician for help. <p>This device complies with Part 15 of the FCC Rules. Operation is subject to the following two conditions: (1) This device may not cause harmful interference, and (2) this device must accept any interference received, including interference that may cause undesired operation.</p> <p>Radiation Exposure Information The device has been evaluated to meet general RF exposure requirement. The device can be used in portable exposure condition without restriction.</p> <p>Rating Label Definitions</p> <p>— Direct current symbol.</p> <p> This symbol signifies that this is a wireless device powered by Bluetooth® technology. The Bluetooth® word mark and logos are registered trademarks owned by the Bluetooth SIG, Inc. and any use of such marks by Southern Telecom is under license.</p>	<h3>Warranty Information</h3> <p>90-Day Limited Warranty Territory: United States/Canada</p> <p>LIMITED WARRANTY TO ORIGINAL CONSUMER This product as supplied and distributed new by an authorized retailer is warranted by Southern Telecom, Inc. to the original consumer purchaser against defects in materials and workmanship ("Warranty") as follows:</p> <p>To obtain warranty service:</p> <ul style="list-style-type: none">• Visit our customer support portal: www.customersupport123.com• Select the brand and model of your device• Select "Service Request" and fill out the form to begin your inquiry• Exchanges require dated proof of purchase from an authorized retailer <p>Your product will be repaired or replaced, at our option, for the same or similar model of equal value if examination by the service center determines this product is defective. Products received damaged as a result of shipping will require you to file a claim with the carrier.</p> <p>Warranty service not provided This warranty does not cover damage resulting from accident, misuse, abuse, improper installation or operation, lack of reasonable care, unauthorized modification including software modifications such as the installation of custom firmware. This warranty is voided in the event any unauthorized person opens, alters or repairs this product. All products being returned to the authorized service center for repair must be suitably packaged.</p> <p>NO WARRANTIES, WHETHER EXPRESS OR IMPLIED, INCLUDING, BUT NOT LIMITED TO, ANY IMPLIED WARRANTIES OF MERCHANTABILITY OR FITNESS FOR A PARTICULAR PURPOSE, OTHER THAN THOSE EXPRESSLY DESCRIBED ABOVE SHALL APPLY. DISTRIBUTOR FURTHER DISCLAIMS ALL WARRANTIES AFTER THE EXPRESS WARRANTY PERIOD STATED ABOVE. NO OTHER EXPRESS WARRANTY OR GUARANTEE GIVEN BY ANY PERSON, FIRM OR ENTITY WITH RESPECT TO THE PRODUCT SHALL BE BINDING ON DISTRIBUTOR. REPAIR, REPLACEMENT, OR REFUND OF THE ORIGINAL PURCHASE PRICE - AT DISTRIBUTOR'S SOLE DISCRETION - ARE THE EXCLUSIVE REMEDIES OF THE CONSUMER. IN NO EVENT WILL DISTRIBUTOR OR ITS MANUFACTURERS BE LIABLE FOR ANY INCIDENTAL, DIRECT, INDIRECT, SPECIAL, PUNITIVE OR CONSEQUENTIAL DAMAGES (SUCH AS, BUT NOT LIMITED TO, DAMAGES FOR LOSS OF PROFITS, BUSINESS, SAVINGS, DATA OR RECORDS) CAUSED BY THE USE, MISUSE OR INABILITY TO USE THE PRODUCT, EXCEPT AS STATED HEREIN. NO OTHER WARRANTIES SHALL APPLY. NOTWITHSTANDING THE FOREGOING, CONSUMER'S RECOVERY AGAINST DISTRIBUTOR SHALL NOT EXCEED THE PURCHASE PRICE OF THE PRODUCT SOLD BY DISTRIBUTOR. THIS WARRANTY SHALL NOT EXTEND TO ANYONE OTHER THAN THE ORIGINAL CONSUMER WHO PURCHASED THE PRODUCT AND IS NOT TRANSFERABLE.</p> <p>Some countries, states or provinces do not allow the exclusion or limitation of incidental or consequential damages or allow limitations on warranties, so limitation or exclusions may not apply to you. This warranty gives you specific legal rights, and you may have other rights that vary from state to state or province to province. Contact your authorized retailer to determine if another warranty applies.</p>	<h1>ART+SOUND™</h1> <p>All product names, trademarks, and registered trademarks are property of their respective owners. All company, product, and service names used in this document are for identification purposes only. Use of these names, trademarks, and brands does not imply endorsement.</p> <p>Printed in China v1. 07-2021</p>	<h1>ART+SOUND™</h1>  <p>Instruction Manual Stardust Wireless Speaker AR3025</p>
--	--	--	---

<h3>Before You Begin...</h3> <p>Customer Support For any questions or problems with your product, please visit our website at customersupport123.com.</p> <p>⚠ Caution To ensure safe and proper use, read all safety information before using the device. Only use with manufacturer-approved batteries, chargers, accessories, and supplies.</p> <ul style="list-style-type: none">• THIS DEVICE IS NOT A TOY. do NOT allow children or pets to use or play with this device.• Do not disassemble, modify, or repair the device.• Do not expose the unit to extreme temperatures (heat or cold), open flames, humid, or wet conditions.• Do not submerge in water.• If using with a USB adapter, make sure the adapter is not damaged.• Do not allow the USB port or the connectors of the supplied USB cable to be exposed to dust, or water, or come into contact with any conductive materials such as liquids, metallic powders, etc. <p>In the Box</p> <ul style="list-style-type: none">• AR3025 - Wireless Speaker (x1)• USB Power Cable (x1)• User Manual (x1)	<h3>Location of Controls</h3>  <p>(Side of Speaker)</p> <p>Power LED Indicator</p> <p>[Power] Switch: Power speaker & lights ON/OFF</p> <p>Power Port</p>	<h3>Getting Started</h3> <p>Connecting to Power Plug the small connector of the included USB power cable into the power port on the speaker. Plug the large connector into a USB power source, such as the USB port on a computer, or a 5V USB wall adapter (not included).</p> <p>The LED indicator will turn RED when the speaker is connected to power.</p> <p>Power ON/OFF</p> <ul style="list-style-type: none">• Slide the [Power] switch to the ON position to power the speaker and lights ON.• When powered ON, the speaker will enter Bluetooth pairing mode, and will automatically reconnect to a previously-paired device in range with Bluetooth enabled.• Slide the [Power] switch to the OFF position to power the speaker and lights OFF.  <p>Playing Music To listen to music on your speaker, make sure it is paired to a Bluetooth-enabled device. For more on pairing the speaker to your device, please consult the Bluetooth Pairing section on the next page.</p>	<h3>Bluetooth Pairing</h3> <ol style="list-style-type: none">1. Power the speaker ON. A tone will be heard, the lights will turn on, and the speaker will enter Bluetooth pairing mode.2. Set your mobile device to search for Bluetooth devices. When it appears, select AR3025 from the list of found devices.3. Once successfully paired, a tone will be heard and you will be able to play music on the speaker.  <p>Pair to Bluetooth to listen wire-free!</p> <p>Once paired, you can control media playback and volume adjustment on your paired device.</p> <p>Using the Lights The lights will automatically power ON when the speaker is powered on. When playing music, the lights will react to the beat of your music. For best results, turn the volume up.</p>
--	---	--	---