

ART+SOUND™



Instruction Manual

SPLASH DUO

Splashproof Shower Speaker & Smart Phone Holder

AR1192

Before You Begin...

READ CAREFULLY AND KEEP THIS MANUAL

Caution

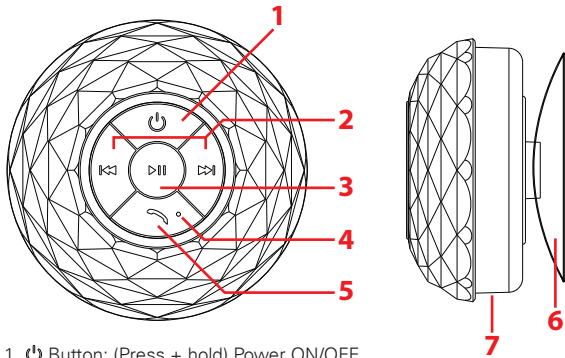
To ensure safe and proper use, read all safety information before using the device. Only use with manufacturer-approved batteries, chargers, accessories, and supplies.






- **THIS DEVICE IS NOT A TOY**, do NOT allow children or pets to use or play with this device.
- Do not disassemble, modify, or repair the device.
- Do not expose to extreme temperatures (heat or cold), open flames, humid, or wet conditions.
- **Do not submerge in water.** Read the “Using in Wet Conditions” section before using in wet conditions.
- Low power may cause poor Bluetooth connection or sound distortion.
- Do not overcharge battery.
- If using with a USB adapter, make sure the adapter is not damaged.
- Do not allow the USB port or the connectors of the supplied USB cable to be exposed to dust or water, or to come into contact with any conductive materials such as liquids, metallic powders, etc.
- The speaker contains a built-in battery which should not be disposed of with regular household waste. Please consult the local authorities on the correct way to dispose of batteries.

In the Box

- Wireless Speaker (x1)
- Device Holder (x1)
- Device Holder Mount w/ Adhesive Backing (x1)
- USB Charging Cable (x1)
- User Manual (x1)

Speaker Location of Controls



1.  Button: (Press + hold) Power ON/OFF
2.   Buttons: (Press) Skip tracks
(Press + hold) Adjust volume
3.  Button: (Press) Pause/resume playback
(Press + hold) Disconnect BT pairing
4. Microphone
5.  Button: (Press) Answer/end phone call
(2x Press) Dial last outgoing number
6. Suction Cup
7. (Left Side of Speaker) Micro-USB Charging Port

Using the Speaker

Using in Wet Conditions

This speaker has an Ingress Protection rating of **IPX4**. This means that it is protected against water splashes from all directions, with limited ingress permitted. It is NOT protected from submersion in water.

Always make sure that the protective rubber seal is completely covering the charging port before using the speaker in wet conditions. Never charge the speaker in wet conditions.


Charging the Speaker

Please charge the speaker fully before using for the first time.

Plug the small connector of the supplied USB charging cable into the charging port on the side of the speaker. Plug the large connector into a USB power source, such as the USB port on a computer or a **5V USB adapter** (not included).

The LED indicator will **turn RED** while charging and turn OFF when fully charged. When the speaker is low on power, a tone will be heard indicating that it needs to be recharged.

Powering ON/OFF

- **Press + hold** the  button to power ON/OFF.
- When powered on, a tone will be heard, and the speaker will enter Bluetooth pairing mode. It may automatically re-pair to a previously-paired device in range.








Note: The speaker will automatically power OFF after 5 minutes without a Bluetooth connection.

Bluetooth Pairing

1. Power the speaker ON. A tone will be heard and the speaker will enter Bluetooth pairing mode.
2. Set your mobile device to search for Bluetooth devices. When it appears, select **AR1192** from the list of found devices.
3. After a successful pairing, a tone will be heard and you will be able to play music on the speaker.




Adjusting Playback & Volume

Playback and volume can be adjusted by the controls on your paired device

- Press the  button to pause and resume playback.
- Press the   buttons to skip tracks.
- **Press + hold** the   buttons to adjust volume. A tone will be heard when the maximum volume is reached.

Phone Calls

When paired to a Bluetooth device, the device's phone functions can be controlled by the speaker with the controls listed below.

- Press the  button to answer an incoming call.
- Press the  button to hang up a call.
- 2x Press the  button to redial the last outgoing number.

Using the Device Holder

Installing the Device Holder Mount

1. Choose a location in your shower for the device holder.

Ideally, the location will be away from the spray of water, to keep your device the most safe and dry.

Note: the adhesive mount can only be mounted once, so please be sure of your location before mounting.

2. Peel the plastic off the back of the device holder mount to reveal the adhesive.
3. Press the mount adhesive onto the desired surface. Press and hold into place for 1 minute to allow the adhesive to bind.



Installing your Device

1. Press on the top of the holder, and pull apart to open, as shown in the image at right.
2. Place your device in the holder with the screen facing forward.
3. Snap the device closed.
4. Slide the device holder onto the device holder mount that you mounted in the above step.

Note: The device holder is splash-resistant. **It is NOT waterproof. Do not submerge in water.** To keep your device the most safe and dry, keep away from constantly streaming jets of water.



Using Together

To use the speaker and device holder together, pair your device to the speaker via Bluetooth, then install your device in the holder. You can listen to music or watch video in the shower.

Compliance Information

FCC Information

This device complies with Part 15 of the FCC Rules.

Caution: Any changes or modifications not expressly approved could void the user's authority to operate the equipment.

Note: This equipment has been tested and found to comply with the limits for a Class B digital device, pursuant to part 15 of the FCC Rules. These limits are designed to provide reasonable protection against harmful interference in a residential installation. This equipment generates, uses and can radiate radio frequency energy and, if not installed and used in accordance with the instructions, may cause harmful interference to radio communications. However, there is no guarantee that interference will not occur in a particular installation. If this equipment does cause harmful interference to radio or television reception, which can be determined by turning the equipment off and on, the user is encouraged to try to correct the interference by one or more of the following measures:

- Reorient or relocate the receiving antenna.
- Increase the separation between the equipment and receiver.
- Connect the equipment into an outlet on a circuit different from that to which the receiver is connected.
- Consult the dealer or an experienced radio/TV technician for help.

This device complies with Part 15 of the FCC Rules. Operation is subject to the following two conditions: (1) This device may not cause harmful interference, and (2) this device must accept any interference received, including interference that may cause undesired operation.

Radiation Exposure Information

The device has been evaluated to meet general RF exposure requirement. The device can be used in portable exposure condition without restriction.

WARNING Li-ion Battery Inside

This product is fitted with a Li-ion battery. Do not damage, open, or dismantle the battery and do not use it in damp and/or corrosive conditions. Use only with compatible chargers. Never dispose of batteries in a fire, and never expose them to high temperatures. Do not expose the product to temperatures exceeding 60°C (140°F).



Rating Label Definitions



Direct current symbol.



This symbol signifies the product must not be discarded as household waste, and should be delivered to an appropriate collection facility for recycling. Proper disposal and recycling helps protect natural resources, human health and the environment.



This symbol signifies and declares that this equipment has battery charging which complies with California CEC and energy efficiency.



This symbol signifies that this is a wireless device powered by Bluetooth® technology.

Warranty Information

90-Day Limited Warranty

Territory: United States/Canada

LIMITED WARRANTY TO ORIGINAL CONSUMER

This product as supplied and distributed new by an authorized retailer is warranted by Southern Telecom, Inc. to the original consumer purchaser against defects in materials and workmanship ("Warranty") as follows:

To obtain warranty service:

- Visit our customer support portal: www.customersupport123.com
- Select the brand and model of your device
- Select "Service Request" and fill out the form to begin your inquiry
- Exchanges require dated proof of purchase from an authorized retailer

Your product will be repaired or replaced, at our option, for the same or similar model of equal value if examination by the service center determines this product is defective. Products received damaged as a result of shipping will require you to file a claim with the carrier.

Warranty service not provided

This warranty does not cover damage resulting from accident, misuse, abuse, improper installation or operation, lack of reasonable care, unauthorized modification including software modifications such as the installation of custom firmware. This warranty is voided in the event any unauthorized person opens, alters or repairs this product. All products being returned to the authorized service center for repair must be suitably packaged.

NO WARRANTIES, WHETHER EXPRESS OR IMPLIED, INCLUDING, BUT NOT LIMITED TO, ANY IMPLIED WARRANTIES OF MERCHANTABILITY OR FITNESS FOR A PARTICULAR PURPOSE, OTHER THAN THOSE EXPRESSLY DESCRIBED ABOVE SHALL APPLY. DISTRIBUTOR FURTHER DISCLAIMS ALL WARRANTIES AFTER THE EXPRESS WARRANTY PERIOD STATED ABOVE. NO OTHER EXPRESS WARRANTY OR GUARANTY GIVEN BY ANY PERSON, FIRM OR ENTITY WITH RESPECT TO THE PRODUCT SHALL BE BINDING ON DISTRIBUTOR. REPAIR, REPLACEMENT, OR REFUND OF THE ORIGINAL PURCHASE PRICE - AT DISTRIBUTOR'S SOLE DISCRETION - ARE THE EXCLUSIVE REMEDIES OF THE CONSUMER. IN NO EVENT WILL DISTRIBUTOR OR ITS MANUFACTURERS BE LIABLE FOR ANY INCIDENTAL, DIRECT, INDIRECT, SPECIAL, PUNITIVE OR CONSEQUENTIAL DAMAGES (SUCH AS, BUT NOT LIMITED TO, DAMAGES FOR LOSS OF PROFITS, BUSINESS, SAVINGS, DATA OR RECORDS) CAUSED BY THE USE, MISUSE OR INABILITY TO USE THE PRODUCT. EXCEPT AS STATED HEREIN, NO OTHER WARRANTIES SHALL APPLY. NOTWITHSTANDING THE FOREGOING, CONSUMER'S RECOVERY AGAINST DISTRIBUTOR SHALL NOT EXCEED THE PURCHASE PRICE OF THE PRODUCT SOLD BY DISTRIBUTOR. THIS WARRANTY SHALL NOT EXTEND TO ANYONE OTHER THAN THE ORIGINAL CONSUMER WHO PURCHASED THE PRODUCT AND IS NOT TRANSFERABLE.

Some countries, states or provinces do not allow the exclusion or limitation of incidental or consequential damages or allow limitations on warranties, so limitation or exclusions may not apply to you. This warranty gives you specific legal rights, and you may have other rights that vary from state to state or province to province. Contact your authorized retailer to determine if another warranty applies.

All product names, trademarks, and registered trademarks are property of their respective owners. All company, product, and service names used in this document are for identification purposes only. Use of these names, trademarks, and brands does not imply endorsement.

Designed in US
Printed in China
v1. 01-2022