



# User Manual

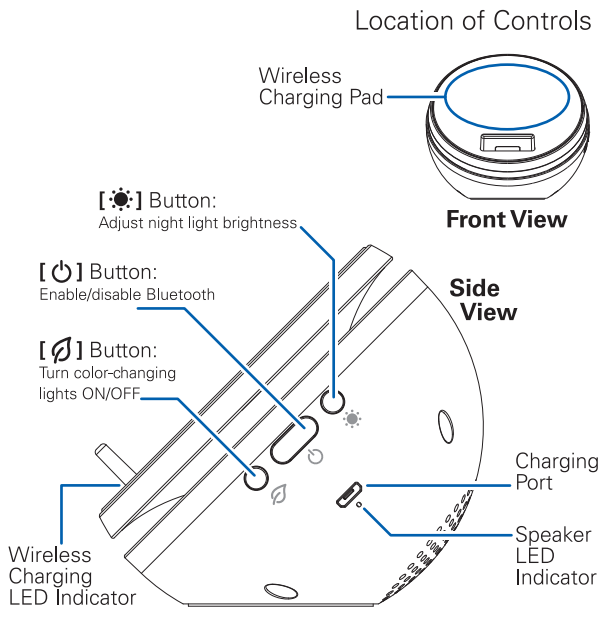

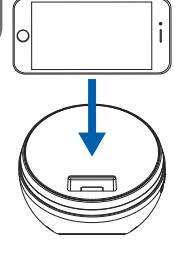
AR1073

(Fold Inward) — — — — ▶

(Back Cover)

(Front Cover)

<h3>Wireless Charging Compatibility</h3> <p>AR1073 is compatible Qi-enabled devices, such as:</p> <p>iPhone XS Max / XS / XR / 8 / 8 Plus / X, Asus Padfone S, Blackberry Z30 (Verizon), Blackberry Classic, Cat Catphone S50, DeWalt MIL810G, Google Pixel 3 XL, Google Pixel 3, Google Nexus 4 / 5 / 6 / 7, HP Elite X3, HTC 8X (Verizon), HTC Droid DNA (Verizon), HTC Thunderbold (Verizon), Huawei Mate 20 Pro / 20 RS Porsche Design / RS Porsche Design, LG Optimus G Pro, LG G4, LG G6, LG V30, LG G3, Kyocera Hydro Elite, Kyocera Urbano L03, Kyocera Torque, Kyocera Urbano L01, Kyocera Torque G02, Lumia 950, Lumia 950 Dual Sim, Lumia 950XL, Motorola Droid Max, Motorola Droid Turbo, MOTO 360, Motorola Droid Mini, M.T.T Master 4G, Nokia Lumia 830, M.T.T Master, Nokia Lumia 735 / 928 / 1520 / 920 / 930, Razer Phone 2, Saygus V Squared, Samsung Galaxy S8 / S8+ / 9 / 9+, Samsung Galaxy Note 8 / 9, Samsung S6 / S6 Edge / S6 Edge+ / S7 / S7 Edge, Samsung Note 5 / 7, Sharp Aquos 3 HE, Sony BSPI0, Sony Xperia Z4V / Z3V, Techdy Basic Bear, Xiaomi MI Mix 2S, Vertu Signature Touch, Yotaphone 2</p> <p>...and more.</p> <p>Please check your mobile device's user manual or documentation to see if it is compatible with the Qi charging standard. This item is NOT compatible with AirFuel/PMA charging standards.</p> <h3>Rating Label Definitions</h3> <ul style="list-style-type: none"><li> Direct current symbol.</li><li> This symbol signifies the product must not be discarded as household waste, and should be delivered to an appropriate collection facility for recycling. Proper disposal and recycling helps protect natural resources, human health and the environment.</li><li> This symbol signifies and declares that this equipment has battery charging which complies with California CEC and energy efficiency.</li><li> This symbol signifies that this is a wireless device powered by Bluetooth® technology.</li><li> This symbol represents FCC Declaration of Conformity and compliance.</li></ul>	<h3>Compliance Information</h3> <h4>FCC Information</h4> <p>This device complies with Part 15 of the FCC Rules.</p> <p><b>Caution:</b> Any changes or modifications not expressly approved could void the user's authority to operate the equipment.</p> <p><b>Note:</b> This equipment has been tested and found to comply with the limits for a Class B digital device, pursuant to part 15 of the FCC Rules. These limits are designed to provide reasonable protection against harmful interference in a residential installation. This equipment generates, uses and can radiate radio frequency energy and, if not installed and used in accordance with the instructions, may cause harmful interference to radio communications. However, there is no guarantee that interference will not occur in a particular installation.</p> <p>If this equipment does cause harmful interference to radio or television reception, which can be determined by turning the equipment off and on, the user is encouraged to try to correct the interference by one or more of the following measures:</p> <ul style="list-style-type: none"><li>Reorient or relocate the receiving antenna.</li><li>Increase the separation between the equipment and receiver.</li><li>Connect the equipment into an outlet on a circuit different from that to which the receiver is connected.</li><li>Consult the dealer or an experienced radio/TV technician for help.</li></ul> <p>This device complies with Part 15 of the FCC Rules. Operation is subject to the following two conditions: (1) This device may not cause harmful interference, and (2) this device must accept any interference received, including interference that may cause undesired operation.</p> <p><b>This product complies with the requirements for Part 18 of the FCC Rules.</b> Although this product complies with FCC, it may interfere with other devices. If this product is found to interfere with another device, separate the other device and this product.</p> <h4>Radiation Exposure Information</h4> <p>The device has been evaluated to meet general RF exposure requirement. The device can be used in portable exposure condition without restriction.</p> <p><b>WARNING Li-Ion Battery Inside</b></p> <p>This product is fitted with a Li-ion battery. Do not damage, open, or dismantle the battery and do not use it in damp and/or corrosive conditions. Use only with compatible chargers. Never dispose of batteries in a fire, and never expose them to high temperatures. Do not expose the product to temperatures exceeding 60°C (140°F).</p> 	<h3>Warranty Information</h3> <h4>90-day Limited Warranty</h4> <p>Territory: United States/Canada</p> <p><b>LIMITED WARRANTY TO ORIGINAL CONSUMER</b></p> <p>This product (including any accessories included in the original packaging) as supplied and distributed new by an authorized retailer is warranted by Southern Telecom, Inc. to the original consumer purchaser against defects in materials and workmanship ("Warranty") as follows:</p> <p><b>To obtain warranty service:</b></p> <ul style="list-style-type: none"><li>Visit our website at <a href="http://www.southern telecom.com">www.southern telecom.com</a></li><li>Click on <b>Product Support</b></li><li>Select the <b>Brand</b> of your device</li><li>Select <b>Service Request</b> and fill out the form to begin your inquiry</li></ul> <p>Your product will be repaired or replaced, at our option, for the same or similar model of equal value if examination by the service center determines this product is defective. Products received damaged as a result of shipping will require you to file a claim with the carrier.</p> <p><b>Warranty service not provided</b></p> <p>This warranty does not cover damage resulting from accident, misuse, abuse, improper installation or operation, lack of reasonable care, unauthorized modification including software modifications such as the installation of custom firmware. This warranty is voided in the event any unauthorized person opens, alters or repairs this product. All products being returned to the authorized service center for repair must be suitably packaged.</p> <p><b>NO WARRANTIES, WHETHER EXPRESS OR IMPLIED, INCLUDING, BUT NOT LIMITED TO, ANY IMPLIED WARRANTIES OF MERCHANTABILITY OR FITNESS FOR A PARTICULAR PURPOSE, OTHER THAN THOSE EXPRESSLY DESCRIBED ABOVE SHALL APPLY. DISTRIBUTOR FURTHER DISCLAIMS ALL WARRANTIES AFTER THE EXPRESS WARRANTY PERIOD STATED ABOVE. NO OTHER EXPRESS WARRANTY OR WARRANTY GIVEN BY ANY PERSON, FIRM OR ENTITY WITH RESPECT TO THE PRODUCT SHALL BE BINDING ON DISTRIBUTOR. REPAIR, REPLACEMENT, OR REFUND OF THE ORIGINAL PURCHASE PRICE - AT DISTRIBUTOR'S SOLE DISCRETION - ARE THE EXCLUSIVE REMEDIES OF THE CONSUMER. IN NO EVENT WILL DISTRIBUTOR OR ITS MANUFACTURERS BE LIABLE FOR ANY INCIDENTAL, DIRECT, INDIRECT, SPECIAL, PUNITIVE OR CONSEQUENTIAL DAMAGES (SUCH AS, BUT NOT LIMITED TO, DAMAGES FOR LOSS OF PROFITS, BUSINESS, SAVINGS, DATA OR RECORDS) CAUSED BY THE USE, MISUSE OR INABILITY TO USE THE PRODUCT. EXCEPT AS STATED HEREIN, NO OTHER WARRANTIES SHALL APPLY. NOTWITHSTANDING THE FOREGOING, CONSUMER'S RECOVERY AGAINST DISTRIBUTOR SHALL NOT EXCEED THE PURCHASE PRICE OF THE PRODUCT SOLD BY DISTRIBUTOR. THIS WARRANTY SHALL NOT EXTEND TO ANYONE OTHER THAN THE ORIGINAL CONSUMER WHO PURCHASED THE PRODUCT AND IS NOT TRANSFERABLE.</b></p> <p>Some countries, states or provinces do not allow the exclusion or limitation of incidental or consequential damages or allow limitations on warranties, so limitation or exclusions may not apply to you. This warranty gives you specific legal rights, and you may have other rights that vary from state to state or province to province. Contact your authorized retailer to determine <b>All product names, trademarks, and registered trademarks are property of their respective owners. All company, product, and service names used in this document are for identification purposes only. Use of these names, trademarks, and brands does not imply endorsement.</b></p> <p>Designed in US Printed in China v1, 09-2020</p>	<h1>ART+SOUND™</h1> <h2>ORB BEATS</h2> <h3>LED Wireless Speaker and Qi Charger</h3>  <p>Instruction Manual AR1073</p>
--	--	---	--

<h3>Before You Begin...</h3> <h2>READ CAREFULLY AND KEEP THIS MANUAL</h2> <h4>Customer Support</h4> <p>For any questions or problems with your product, please visit our website at <a href="http://SouthernTelecom.com">SouthernTelecom.com</a> and click on <b>Product Support</b>.</p> <p><b>Caution</b></p> <p>To ensure safe and proper use, read all safety information before using the device. Only use with manufacturer-approved batteries, chargers, accessories, and supplies.</p> <ul style="list-style-type: none"><li><b>THIS DEVICE IS NOT A TOY.</b> Keep away from children and pets.</li><li>Do not disassemble, modify, or repair the device.</li><li>Do not expose to extreme temperatures (heat or cold), open flames, humid, or wet conditions.</li><li><b>Do not submerge in water.</b></li><li>Low power may cause poor Bluetooth connection or sound distortion.</li><li>Do not overcharge battery.</li><li>If using with a USB adapter, make sure the adapter is not damaged.</li><li>Do not allow the USB port or the connectors of the supplied USB cable to be exposed to dust or water, or to come into contact with any conductive materials such as liquids, metallic powders, etc.</li><li><b>Do NOT place any metal object onto the charging pad.</b></li><li>Magnetic strip cards, including credit cards, phone cards, identification cards and boarding passes may be damaged by the magnetic field if placed on or near this device.</li><li>Do not place this device on or near a microwave or similar appliance.</li><li>The speaker contains a built-in battery and should not be disposed of with regular household waste. Please consult the local authorities on the correct way to dispose of this device.</li></ul> <h4>In the Box</h4> <ul style="list-style-type: none"><li>AR1073 - <b>Wireless Speaker</b> (x1)</li><li>USB Charging Cable (x1)</li><li>User Manual (x1)</li></ul>	<h3>Location of Controls</h3> 	<h3>Getting Started</h3> <h4>Charging the Speaker</h4> <p>Plug the micro-USB connector (smaller) of the included charging cable into the micro-USB charging port on the side of the speaker. Plug the USB connector (larger) into a USB power source, or into a <b>5V USB adapter</b> (not included) and plug into a wall outlet.</p> <p>The speaker LED indicator will <b>turn RED</b> while charging and turn OFF when fully charged. When the speaker is low on power, a tone will be heard indicating that it needs to be recharged.</p> <h4>Powering ON/OFF</h4> <ul style="list-style-type: none"><li>Press the [🔌] button on the side of the speaker to power ON and OFF.</li><li>When powered ON, the speaker will enter Bluetooth pairing mode, and may automatically re-pair to any available previously-paired device nearby.</li></ul> <h4>Playing Music</h4> <p>To listen to music or audio on the speaker, you must be paired to an audio device via Bluetooth® wireless. If you are pairing for the first time, see the <b>Bluetooth Pairing</b> section of this manual.</p> <p>When connected, all volume &amp; playback adjustment will be controlled with your paired device.</p> 	<h3>Bluetooth Pairing</h3> <ol style="list-style-type: none"><li>Power the speaker ON. A tone will be heard and the speaker will enter Bluetooth pairing mode. The speaker LED indicator will <b>quickly flash BLUE</b>.</li><li>Set your mobile device to search for Bluetooth devices. When the list appears, select <b>AR1073</b> from the found devices.</li><li>After a successful pairing, a tone will be heard, and the speaker LED indicator will <b>slowly flash BLUE</b>.</li></ol> <h3>Using the LED Lights</h3> <ul style="list-style-type: none"><li>Press the [🎨] button to turn the color-changing lights ON or OFF.</li><li>Press the [☀️] button to adjust night light brightness.</li></ul> <h3>Wireless Charging</h3> <p>Connect to power. Place your device face up in the center of the wireless charging pad, facing up. The wireless charging LED indicator will <b>turn BLUE</b> to indicate that your device is charging.</p> <p><b>Caution: Do not place any metallic or magnetic objects, including phone cases, on the wireless charging pad. This can damage the object or charging pad.</b></p>  <p><b>The wireless charging function will only work when the speaker is connected to USB power.</b> If your device does not begin to charge, try repositioning your device on the charging pad. You may need to remove your smartphone case to charge properly.</p> <p><b>NOTE:</b> This charging pad is compatible with the Qi charging standard. This item is NOT compatible with AirFuel/PMA charging standards. Please check your mobile device's user manual or documentation to see if it is compatible.</p>
---	--	---	--