

User Manual

AR519

Compliance Information

FCC Information

This device complies with Part 15 of the FCC Rules.

Caution: Any changes or modifications not expressly approved could void the user's authority to operate the equipment.

Note: This equipment has been tested and found to comply with the limits for a Class B digital device, pursuant to part 15 of the FCC Rules. These limits are designed to provide reasonable protection against harmful interference in a residential installation. This equipment generates, uses and can radiate radio frequency energy and, if not installed and used in accordance with the instructions, may cause harmful interference to radio communications. However, there is no guarantee that interference will not occur in a particular installation. If this equipment does cause harmful interference to radio or television reception, which can be determined by turning the equipment off and on, the user is encouraged to try to correct the interference by one or more of the following measures:


- Reorient or relocate the receiving antenna.
- Increase the separation between the equipment and receiver.
- Connect the equipment into an outlet on a circuit different from that to which the receiver is connected.
- Consult the dealer or an experienced radio/TV technician for help.

Radiation Exposure Information


The device has been evaluated to meet general RF exposure requirement. The device can be used in portable exposure condition without restriction.

Rating Label Definitions

 Direct current symbol.

 This symbol signifies the product must not be discarded as household waste, and should be delivered to an appropriate collection facility for recycling. Proper disposal and recycling helps protect natural resources, human health and the environment.

 This symbol signifies and declares that this equipment has battery charging which complies with California CEC and energy efficiency.

 **Bluetooth** This symbol signifies that this is a wireless device powered by Bluetooth® technology. The Bluetooth® word mark and logos are registered trademarks owned by Bluetooth SIG, Inc.

Warranty Information

90-day Limited Warranty
Territory: United States/Canada

LIMITED WARRANTY TO ORIGINAL CONSUMER

This product (including any accessories included in the original packaging) as supplied and distributed new by an authorized retailer is warranted by Southern Telecom, Inc. to the original consumer purchaser against defects in materials and workmanship ("Warranty") as follows:

To obtain warranty service:

- Visit our website at www.southern telecom.com
- Click on **Product Support**
- Select the **Brand** of your device
- Select **Service Request** and fill out the form to begin your inquiry

Your product will be repaired or replaced, at our option, for the same or similar model of equal value if examination by the service center determines this product is defective. Products received damaged as a result of shipping will require you to file a claim with the carrier.

Warranty service not provided

This warranty does not cover damage resulting from accident, misuse, abuse, improper installation or operation, lack of reasonable care, unauthorized modification including software modifications such as the installation of custom firmware. This warranty is voided in the event any unauthorized person opens, alters or repairs this product. All products being returned to the authorized service center for repair must be suitably packaged.

NO WARRANTIES, WHETHER EXPRESS OR IMPLIED, INCLUDING, BUT NOT LIMITED TO, ANY IMPLIED WARRANTIES OF MERCHANTABILITY OR FITNESS FOR A PARTICULAR PURPOSE, OTHER THAN THOSE EXPRESSLY DESCRIBED ABOVE SHALL APPLY. DISTRIBUTOR FURTHER DISCLAIMS ALL WARRANTIES AFTER THE EXPRESS WARRANTY PERIOD STATED ABOVE. NO OTHER EXPRESS WARRANTY OR GUARANTEE GIVEN BY ANY PERSON, FIRM OR ENTITY WITH RESPECT TO THE PRODUCT SHALL BE BINDING ON DISTRIBUTOR. REPAIR, REPLACEMENT, OR REFUND OF THE ORIGINAL PURCHASE PRICE - AT DISTRIBUTOR'S SOLE DISCRETION - ARE THE EXCLUSIVE REMEDIES OF THE CONSUMER. IN NO EVENT WILL DISTRIBUTOR OR ITS MANUFACTURERS BE LIABLE FOR ANY INCIDENTAL, DIRECT, INDIRECT, SPECIAL, PUNITIVE OR CONSEQUENTIAL DAMAGES (SUCH AS, BUT NOT LIMITED TO, DAMAGES FOR LOSS OF PROFITS, BUSINESS, SAVINGS, DATA OR RECORDS) CAUSED BY THE USE, MISUSE OR INABILITY TO USE THE PRODUCT, EXCEPT AS STATED HEREIN. NO OTHER WARRANTIES SHALL APPLY. NOTWITHSTANDING THE FOREGOING, CONSUMER'S RECOVERY AGAINST DISTRIBUTOR SHALL NOT EXCEED THE PURCHASE PRICE OF THE PRODUCT SOLD BY DISTRIBUTOR. THIS WARRANTY SHALL NOT EXTEND TO ANYONE OTHER THAN THE ORIGINAL CONSUMER WHO PURCHASED THE PRODUCT AND IS NOT TRANSFERABLE.


Some countries, states or provinces do not allow the exclusion or limitation of incidental or consequential damages or allow limitations on warranties, so limitation or exclusions may not apply to you. This warranty gives you specific legal rights, and you may have other rights that vary from state to state or province to province. Contact your authorized retailer to determine if another warranty applies.

All product names, trademarks, and registered trademarks are property of their respective owners. All company, product, and service names used in this document are for identification purposes only. Use of these names, trademarks, and brands does not imply endorsement.

Printed in China
Designed in USA
v2. 04-2019

ART+SOUND™

Pineapple Wireless Speaker



Instruction Manual AR519

Before You Begin...

⚠ CAUTION

• READ CAREFULLY AND KEEP THIS MANUAL

• THIS IS NOT A TOY, Please keep away from children and pets

- Keep away from water and extreme temperatures.
- Low power may cause poor Bluetooth connection or sound distortion.
- Do not overcharge the battery.
- Do not open this product or attempt to repair the unit yourself should it not be working.
- Do not expose the unit to extreme temperatures (heat or cold), open flames, humid conditions, or wet conditions.
- Do not submerge in water.
- Do not open this product or attempt to repair the unit yourself should it not be working.

WARNING Li-ion Battery Inside

This product is fitted with a Li-ion battery. Do not damage, open, or dismantle the battery and do not use it in damp and/or corrosive conditions. Use only with compatible chargers. Never dispose of batteries in a fire, and never expose them to high temperatures. Do not expose the product to temperatures exceeding 60°C (140°F).



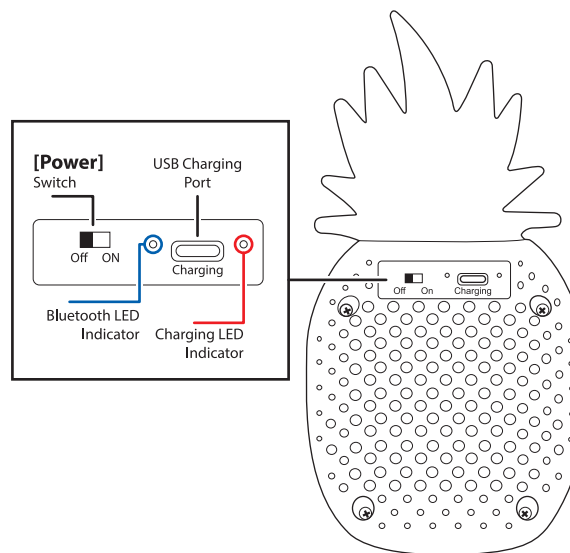
🖥 Questions & Customer Support

For questions, troubleshooting or any other assistance, please visit our website at SouthernTelecom.com and click on **Product Support**.

📦 In the Box

- AR519 - **Wireless Speaker** (x1)
- USB Charging Cable (x1)
- Instruction Manual (x1)

Location of Controls



Getting Started

⚡ Charging the Speaker

Plug the small connector of the USB cable into the USB charging port on the back of the speaker. Plug the other end into the USB port on your computer, a USB charging device, or a **5V USB charging adapter** (not included) and plug into a wall socket.

The LED indicator will **turn RED** while charging and turn off when fully charged. On low power, a tone will be periodically heard, indicating that the speaker should be charged.

🔌 Powering ON/OFF

Make sure that the speaker has been charged.

- Move the **[Power]** switch to the ON position. A tone will be heard and the speaker will enter Bluetooth pairing mode. The speaker will automatically re-pair to any nearby, previously-paired device.
- Move the **[Power]** switch to the OFF position to power OFF.

🎵 Playing Music

To listen to music on your speaker make sure it is paired to a Bluetooth-enabled device (see the **Bluetooth Pairing** section). Playback and volume adjustment is controlled with the paired or connected device.

🔗 Bluetooth Pairing

1. Power the speaker ON. A tone will be heard and the LED Bluetooth indicator will **quickly flash BLUE**.
2. Set your mobile device to search for Bluetooth devices. When it appears, select **AR519** from the list of found devices.
3. After a successful pairing, a tone will be heard and the Bluetooth LED indicator will **slowly flash BLUE**.

